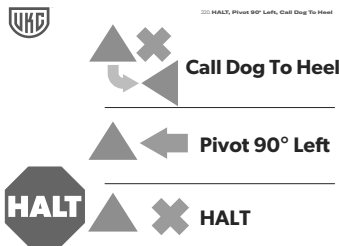




OFFICIAL UNITED KENNEL CLUB RALLY OBEDIENCE 2020 RULE CHANGE GUIDE

Welcome back! We will be working on the following signs this week:

- 220: Halt Pivot 90° Left- Call Dog To Heel
- 221: Halt Pivot 90° Right - Call Dog To Heel
- 222: Halt - Turn 180° to Right - Call Dog to Heel - Halt
- 223: Halt - Leave Dog, Face Dog, Call To Front, Handler Returns Left
- 224: Halt - Leave Dog, Face Dog, Call To Front, Handler Returns Right

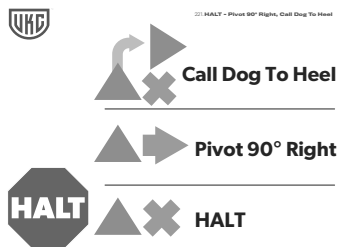


220. Halt Pivot 90° Left- Call Dog To Heel

The released instructions for this sign have been modified to the following:

The handler will come to a halt and the dog will automatically sit. With the dog sitting in heel position, the handler will give a command to stay and will pivot in place 90° to the left so the dog is sitting at a 90° angle directly in front of the handler. The handler will pause distinctly before giving the dog the command to go to heel. The dog will execute a finish to the left as it comes into heel position and sits. After a slight pause, the team will continue toward the next exercise station.

To perform this sign, the team must come to a complete halt. After the halt, the handler will give a stay command to the dog. The handler will then pivot in place to the left. This will have the dog sitting at a 90° angle in front of the handler. The handler will be facing the dog with the dog directly in front of them where it was left. The finish will require the dog to move backwards to return to heel position, rather than going around the handler, and then the dog will sit next to the handler with a slight pause before moving to the next station.

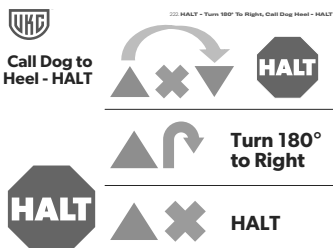


221. Halt Pivot 90° Right - Call Dog To Heel

The released instructions for this sign have been modified to the following:

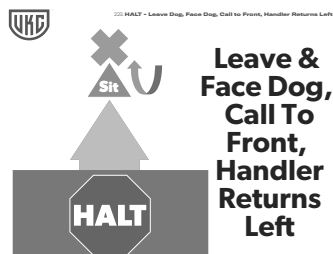
The handler will come to a halt and the dog will automatically sit. With the dog sitting in heel position, the handler will give a command to stay and will pivot in place 90° to the right so the dog is sitting at a 90° angle directly behind the handler. The handler will pause distinctly before giving the dog the command to go to heel. The dog will execute a finish to the right as it comes into heel position and sits. After a slight pause, the team will continue toward the next exercise station.

To perform this sign, the team must come to a complete halt. After the halt, the handler will give a stay command to the dog. The handler will then pivot in place to the right. This will have the dog sitting behind the handler and facing the same direction as when it was told to stay. The handler will now be facing away from the dog with the dog behind them. The finish will require the dog to move forward and into heel position and then to sit next to the handler with a slight pause before moving to the next station.



222. Halt - Turn 180° to Right - Call Dog to Heel - Halt

To perform this exercise, the team will come to a complete halt and after the dog comes to a sitting position, the handler will command the dog to stay. The handler will then execute a 180° turn to the right, just as if they were doing an about turn in place. The handler will be facing the opposite direction from the dog after the turn. The handler will then command the dog to return to heel. The dog will move clockwise around and behind the handler back into heel position and come to a sit before the team moves forward to the next station.



223. Halt - Leave Dog, Face Dog, Call To Front, Handler Returns Left

To perform this exercise, the team will come to a halt and the dog must sit. The handler then commands the dog to stay and will walk forward about 10 feet before turning to face the dog. The handler will then call the dog to the front position. Once the dog is sitting in front of the handler, the handler will command the dog to stay and the handler will return back to heel position by going directly to the right side of the dog counterclockwise, so that the handler and dog are once again facing the same direction with the dog sitting in heel position. After a distinct pause, the team will continue forward to the next station. Note: The handler will have to remember which way to finish on this as the sign will be out of view of the handler after the handler leaves the dog.



224 HALT - Leave Dog, Face Dog, Call to Front, Handler Returns Right



Leave & Face Dog, Call To Front, Handler Returns Right



224. Halt - Leave Dog, Face Dog, Call To Front, Handler Returns Right

This sign is very much like Exercise 223, except the handler will walk around clockwise and behind the dog to execute the finish.

To perform this exercise, the team will come to a halt and the dog must sit. The handler then commands the dog to stay and will walk forward about 10 feet before turning to face the dog. The handler will then call the dog to the front position. Once the dog is sitting in front of the handler, the handler will command the dog to stay and the handler will return back to heel position by going around and behind the dog clockwise, to execute the finish. The handler and dog will once again be facing the same direction with the dog sitting in heel position. After a distinct pause, the team will continue forward to the next station. Note: The handler will have to remember which way to finish on this as the sign will be out of view of the handler after the handler leaves the dog.