



OFFICIAL UNITED KENNEL CLUB RALLY OBEDIENCE 2020 RULE CHANGE GUIDE

WEEK 3 - SIGNS 211, 212, 217 & 218

[Click to view playlist on our YouTube channel](#)

Welcome back! This week, we will cover the following signs:

211: Triple Loop Left

212: Triple Loop Right

217: Halt 90° Pivot Right - Halt - 90° Pivot Right & Forward

218: Halt 90° Pivot Left - Halt - 90° Pivot Left & Forward

The Triple Loop Left and Right are set up with two cones set approximately 6 feet apart and directly opposite one another, plus a third cone about 6 feet above and in the middle of the two opposite cones, similar to a cloverleaf pattern. Essentially, Signs 211 and 212 are the same, differing only in how one enters exercise and the direction they go. For the Triple Loop Left (211), entry is on the cone to the left. For the Triple Loop Right (212), entry is on the right.



211 Triple Loop Left



Triple Loop Left


211. Triple Loop Left.

The team will enter the exercise with the first cone on their left. They will heel together around the first cone counterclockwise and then make their way to the second cone, which will be in the middle and above the two cones set opposite one another. The team will make a full counterclockwise circle around the second cone and then head to the third cone, which is directly opposite the first cone, make a third complete counterclockwise circle around the cone, and exit the exercise.

[Click to view playlist on our YouTube channel](#)



212 Triple Loop Right



Triple Loop Right

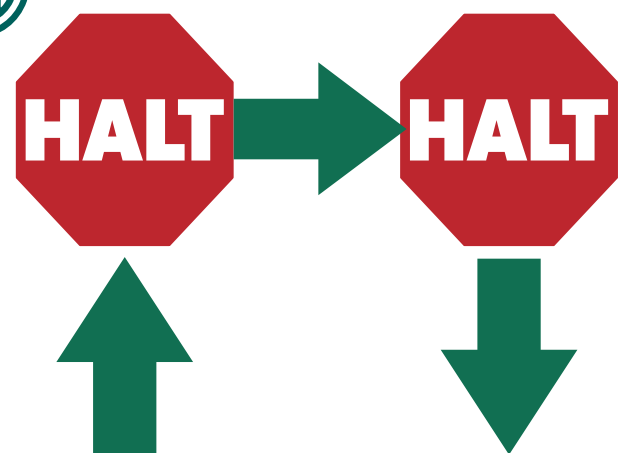
212. Triple Loop Right.

The team will enter the exercise with the first cone on their right. They will heel together around the first cone clockwise and then make their way to the second cone, which will be in the middle and above the two cones set opposite one another. The team will make a full clockwise circle around the second cone and then head to the third cone, which is directly opposite the first cone, make a third complete clockwise circle around the cone, and exit the exercise.

[Click to view playlist on our YouTube channel](#)



217 HALT 90° Pivot Right - HALT - 90° Pivot Right & Forward



**90° Pivot Right,
90° Pivot Right & Forward**

217. Halt 90° Pivot Right - Halt - 90° Pivot Right & Forward.

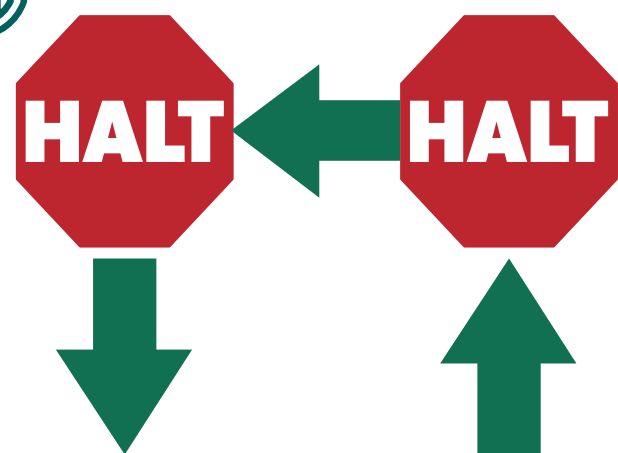
Signs 217 and 218 are very similar, but differ in the direction of the pivots. They are also very similar to the signs we covered last week: the Double Pivot (signs 209 and 210). However, there is no pause after the second pivot.

The team will come to a halt and the dog will sit. The team will then execute a 90° pivot to the right and halt. The team will execute an additional 90° pivot to the right and will continue forward without pausing to the next exercise.

[Click to view playlist on our YouTube channel](#)



218 HALT 90° Pivot Left - HALT - 90° Pivot Left & Forward



**90° Pivot Left,
90° Pivot Left & Forward**

218: Halt 90° Pivot Left - Halt - 90° Pivot Left & Forward.

The team will come to a halt and the dog will sit. The team will then execute a 90° pivot to the left and halt. The team will execute an additional 90° pivot to the right and will continue forward without pausing to the next exercise.

[Click to view playlist on our YouTube channel](#)

Please don't hesitate to contact me at (269) 343-9020 or kshivers@ukcdogs.com with any questions. Happy training!

KAREN SHIVERS | UKC PROGRAM MANAGER
kshivers@ukcdogs.com • (269) 343-9020

