

Official UKC Obedience Rules & Regulations

Regulations Governing UKC® Licensed Obedience Trials

**Effective June 1, 2008*

I. Jurisdiction. The following rules and regulations governing UKC licensed obedience trials and the awarding of UKC points, legs and titles issued by United Kennel Club, Inc., are uniform and are not given on a local or geographical basis. All UKC licensed obedience trials shall be governed by the rules herein.

II. Who may offer obedience trials. Any UKC club that is eligible to offer obedience trials may be licensed to offer all-breed obedience trials. UKC reserves the right to grant, withhold or revoke event licenses at its own discretion.

III. Definitions.

A. All-breed show. A conformation show that offers classes for all breeds eligible for UKC conformation privileges.

B. Conformation show. A show hosted by a UKC licensed club at which the conformation and temperament of purebred dogs are evaluated by Judges in accordance with UKC rules and the UKC standards for each breed.

C. Corresponding date. UKC schedules events based on a 52-week calendar. If a club offers an event on the 4th Saturday of this year, then that club's corresponding date in all subsequent years is also the 4th Saturday, regardless of the actual date.

D. Courtesy dog. In an obedience trial, an unentered dog or a dog from another class that serves as honoring dog or a working dog when needed. See Section XXVI for rules regarding courtesy dogs.

E. Day-of-show/trial/pull entry. Most UKC clubs allow entries to be taken on the day of an event. The start and finish time for taking these entries is published in *BLOODLINES* magazine and on the UKC website.

F. Disqualified. Dog is deemed ineligible for competition. This can be the result of a condition prohibited in the rules, such as an alteration to the dog's natural state, an undesirable trait as listed in a breed standard, or a condition of or action by a dog that is prohibited under the rules of the United Kennel Club. A dog that has been disqualified from a conformation show or performance event pursuant to Section V. may not participate in any further events unless reinstated by UKC.

G. Excused. A dog that has been excused by a Judge in any event may not participate in any other events of the same type in the same show or trial, except that in Obedience and Agility, an excused dog may compete in

another class at the same trial. A dog excused from a conformation class in show 1 may be shown again on the same day in show 2, and it is also eligible for any performance events on the same day.

H. Finish. The return of the dog to the heel position at the end of an exercise.

I. Front. A position where the dog is seated within arm's reach of the handler and directly in front of and facing the handler.

J. Guideline. An indication or outline of recommended policy or conduct.

K. Honoring dog. Novice and Open classes include an honoring exercise that requires the presence of two dogs in the ring until the completion of the Heel and Figure 8 exercises. The "honoring" dog performs a "down" exercise in the ring while the working dog performs the other exercises.

L. Immediate family. The spouse, parent, step-parent, child, step-child, brother or sister of a person are immediate family members.

M. Leg. A qualifying score toward an obedience or agility title, a qualifying pull in a weight pull, or a qualifying win toward a Grand Champion conformation title.

N. Licensed classes. Classes that are required to be offered at a UKC conformation show or performance event.

O. Limited Privilege listing. This program is open to the following, provided they are spayed/neutered: mixed breed dogs, purebred dogs of unknown pedigree, and purebred dogs with disqualifying faults as described in the UKC breed standard. All Limited Privilege-listed dogs are eligible for Agility, Obedience, and other performance events. Eligibility for future events will be determined and published in UKC publications and on the UKC website.

P. Mark. A mark is a specific form of hand signal whereby the handler indicates a straight line in which the dog must travel to retrieve a designated object.

Q. Multi-Breed show. A conformation show that offers classes for more than one breed but fewer than all the breeds eligible for UKC conformation privileges.

R. Non-licensed classes. Optional classes that may be offered at a UKC conformation show or obedience trial.

S. Non-qualifying score. Also referred to as an "NQ" or a "Zero score." A non-qualifying score is given for the most serious deviations from the ideal. One non-qualifying score in any exercise means that the dog may not continue to compete in the class where the deviation occurred but may complete the class. A dog that has received a Non-qualifying score in one class may compete in a different class in the same trial.

T. Obedience trial. An all-breed event hosted by a UKC licensed club at which Judges evaluate the ability of teams of handlers and dogs to perform a series of exer-

cises in accordance with these rules.

U. Performance event. Events where a dog is judged on the basis of performance rather than conformation. Agility, obedience, and weight pull are typical performance events.

V. Pre-Entry. Some UKC clubs offer pre-entry in addition to day-of-trial entry. Pre-entries must be submitted by a specific date (usually referred to as the “closing date,” and published in *BLOODLINES* and on the UKC website), and are normally lower in price than day-of-trial entries. Trials that do not accept day-of-trial entries are designated as “Pre-Entry Only” in the Upcoming Events listing on the web and in *BLOODLINES* magazine.

W. Single-breed show. A conformation show that offers classes for a single breed. Also referred to sometimes as a “specialty” show.

***X. Sportsmanship.** Conduct and attitude considered as befitting participants in sports, especially fair play, courtesy and grace in losing.

***Y. Temporary Listing (TL) number.** A Temporary Listing is a number issued to an eligible dog that is not permanently registered with UKC, prior to the start of any licensed events. A TL number allows that dog to be entered and shown as a valid entry, receive wins and have those wins converted onto its record once permanently registered. (Some restrictions apply.)

Z. Wait list. The list of all entries received after 55 entries per Judge have been received is called a “wait list.”

***AA. Wicket.** A measuring device that is used to accurately determine a dog’s height. Height is determined by drawing a straight line from the top of the withers perpendicular to the ground.

***AB. Withers.** The high part of the back of a dog, located between the shoulder blades.

AC. Working dog. Novice and Open classes include an honoring exercise that requires the presence of two dogs in the ring until the completion of the Heel and Figure 8 exercises. The dog performing the exercises is called the “working” dog.

IV. General Rules

A. Licenses. All licenses for UKC licensed events shall be granted or withheld at the sole discretion of the United Kennel Club.

B. Regulation and recording of event results. The UKC Dog Events Department regulates and records the results of conformation shows, obedience trials, agility trials and weight pulls and issues awards for levels of achievement at these events. Additional events may be added at the sole discretion of United Kennel Club.

C. Governing rules. UKC licensed events are governed by UKC rules, classifications, and point systems.

D. Eligibility for licensed classes. Entry in licensed obedience classes is limited to:

- 1.** Dogs that are at least six months of age on the day of the event.
- 2.** Dogs that are permanently registered with UKC as of the day of the event.
- 3.** Dogs that have a valid Temporary Listing (TL) number as of the day of the event.
- 4.** Dogs that have a Limited Privilege (LP) listing number (performance events only) as of the day of the event.
- 5.** At a Pre-Entry only event, the dog must be Permanently Registered, have a valid TL or a valid LP number by the closing date of the event.

E. Eligibility for non-licensed classes. Entry in non-licensed obedience classes is limited as described in Section XXXIV.

***F. Show Grounds Restrictions.** No dog under 3 months of age may be present on the grounds of a UKC licensed event. Any other dog not entered into the event is at the discretion of the club.

G. Inoculations. All dogs six months of age or older must have inoculations for Rabies, Canine Distemper and Canine Parvovirus to be eligible to compete at UKC events. Dogs under six months of age present on the grounds of any UKC event must have current inoculations for Canine Distemper and Canine Parvovirus. Failure to comply with this paragraph will result in disciplinary action.

H. Finality of Judges' decisions. By entering any UKC event, the owner and handler of any dog agree to accept the decision of the Judge as final. The decision of a Judge is the responsibility of the Judge and not that of United Kennel Club.

I. When points or legs are awarded. Points or legs earned toward UKC titles are awarded after United Kennel Club receives and processes the official event report from the host club.

J. UKC right to review and correct event-related documents. UKC has the right to inspect all reports, score sheets, and other documents related to UKC licensed events and to review those documents for any reason. UKC reserves the right to correct any mistakes found. Pursuant to the Inherent Rights and Powers, UKC employees may make corrections, additions or deletions to any documents related to UKC licensed events, regardless of whether or not those documents are signed by a Judge or club officer.

K. UKC right to change rules, policies and fees. UKC reserves the right to change rules, policies, and fees at any time without notice.

V. Dog Temperament and Behavior. Owners of UKC-registered dogs are responsible for the behavior of

their dogs at UKC events. Dogs participating in UKC events are expected to have stable temperaments appropriate to their breeds and to be sufficiently well trained so that no dog's behavior interferes with the Judge's ability to evaluate the dog or its performance. Owners or designated handlers are expected to ensure at all times that their dogs present no threat to persons or other dogs attending the event.

A. Excusing a dog for temperament or behavior in the ring. A Judge may excuse a dog when the dog's behavior significantly interferes with the Judge's ability to evaluate the dog or to evaluate the dogs of other exhibitors. This includes, but is not limited to, such behavior as not standing for examination or refusing to walk. A Judge must excuse a dog when the dog's demeanor gives the Judge reason to believe that the dog may not safely be examined by the Judge. In such cases, the Judge must mark the dog "Excused" in the Judge's book and state the reason for the excusal. The Judge's decision in such matters is final.

B. Disqualifying a dog for temperament or behavior in the ring. A Judge must disqualify a dog that bites or attempts to bite a person, or that bites or attacks another dog. The term "attack" shall be construed to include unprovoked physical contact between the two dogs.

1. When the bite or attack occurs in the ring.

If the bite, attempted bite or attack occurs in the ring, the Judge must mark the dog "disqualified" in the Judge's book and state the reason for the disqualification. The Judge's decision in such matters is final. The Judge must also report any such incident to the Event Committee immediately.

2. When the bite or attack occurs elsewhere.

Any person who witnesses a dog biting or attempting to bite a person, or biting or attacking another dog anywhere on the event grounds other than in the ring must report it immediately to a member of the Event Committee or the host club. The host club must assist the person reporting the bite, attempted bite or attack in filing a complaint using the procedure outlined in Section VII of this rulebook.

3. UKC procedures for dogs disqualified under this section.

When UKC is notified that a dog has been disqualified under this section, the owner of the dog will be notified by certified mail of the Judge's report (disqualified in the ring) or the findings and recommendations of the host club (Complaint and hearing for biting or attacking outside the ring). The owner of the dog shall have 14 days from receipt of this notification to show cause why the dog should not be barred from participating in future UKC events and from all registration privileges. After reviewing any mitigating or extenuating evidence submitted by the

owner, a Disciplinary Committee composed of UKC staff members shall make a finding of facts and determine the penalty, and this ruling shall be final. The owner of the dog shall be notified of the outcome within 30 days of receipt of the owner's response. Owners of dogs that are barred from registration privileges are required to return the dog's UKC registration certificate within 14 days of notice that the dog is barred. Failure to promptly return the registration certificate can result in loss of UKC privileges. Dogs barred from registration privileges may not be transferred nor may litters produced by these dogs be registered. The name, breed and owner of a dog barred from registration privileges shall be published once in the first issue of *BLOODLINES* magazine after the owner is notified.

VI. Use of Alcohol and Illegal Drugs at Events.

The use of alcohol and illegal drugs at UKC events is prohibited. Violators may be excused from the ring by the Judge, and from the show or event grounds by the Event Committee or any officer of the host club, and the decisions of these officials are final. The Event Secretary/Manager must notify UKC in writing of any Judge who is excused by the host club for violation of this rule.

VII. Misconduct and Discipline

A. Standard of conduct at a UKC event. United Kennel Club events are intended to be family-oriented recreation for dog lovers and their UKC-registered dogs. Accordingly, UKC expects the highest standard of conduct at events.

B. Misconduct. Misconduct may be defined as conduct by a person that is prejudicial to the interests of the sport of purebred dogs. There are two general categories of misconduct:

1. Wrongdoing at a UKC event. This may include, but is not limited to, threatening, assaulting or battering another individual; falsifying any event-related document; cheating or conspiring to cheat in order to improve the standing of any dog competing at an event; or abusing or neglecting a dog; throwing bait in the ring; or littering the ring with bait; using bait or a squeaker in the ring when a Judge has prohibited their use.

2. Wrongdoing not associated with a UKC event. This may include, but is not limited to, falsification of UKC registration papers; misidentification of a dog or the parentage of a dog; abuse or neglect of dogs; or continued failure to keep proper registration records.

C. Jurisdiction. All persons present on the grounds of a UKC event during the event hours are subject to the jurisdiction of the UKC. In addition, UKC has jurisdiction over misconduct that may occur off the grounds of the event or outside event hours, provided that the miscon-

duct is reasonably related to the event. This paragraph shall be interpreted as broadly as is necessary to regulate such off-grounds misconduct as abuse of motel rooms by persons attending the events.

D. Procedures for handling misconduct during or associated with an event

1. The complaint.

a. Who must file a complaint. Any person, who becomes aware of an act of misconduct during the hours of a UKC event, must notify either the Event Chairperson or the Event Secretary/Manager at any time during the hours of the event.

1. When a Judge observes misconduct in the ring. Any Judge who observes misconduct by an exhibitor in the Judge's ring must excuse the exhibitor from the ring and file a complaint with the Event Chairperson or Event Secretary/Manager as soon as practicable. The Judge must note the reason for excusal in his/her Judge's book.

(2) When a person is excused for misconduct in the ring. A person excused by the Judge for misconduct in the ring may not show in any other class or event until after his/her hearing. The club shall not refund any entry fees unless the Hearing Committee makes a finding that the alleged misconduct did not occur, that the misconduct was not prejudicial to the interests of the sport of purebred dogs, or that the misconduct did not occur in conjunction with a UKC event. No dog owned or co-owned by the excused person may continue in further competition until the matter has been resolved by a hearing. If the excused person is handling a dog that he/she does not own or co-own, that dog may be returned to competition with another handler.

(3) When a person observes misconduct by a member of the Event Committee or a Judge at an event. Any person who becomes aware of an act of misconduct by a member of the Event Committee or a Judge during the hours of an event must file a complaint in accordance with this Section. Complaints about a Judge's placements must be dealt with in accordance with Section XI, Paragraph A.

b. Upon receipt of a complaint. Upon receipt of a complaint, the Event Chairperson shall provide the complainant with a UKC Misconduct Report and Hearing Form. The complainant must enter the name of the subject of the complaint (hereinafter referred to as the "respondent") in Section 3, and complete all of Sections 1 and 2, providing the following:

(1) Section 1. The club name, location of the event, the date of the incident, and the name of the

Event Chairperson.

(2) Section 2. The complainant's name, address, daytime and evening phone numbers, and the facts and circumstances of the alleged misconduct, including the specific sections of the pertinent UKC rulebook which have allegedly been violated.

The Event Chairperson shall then appoint from the officers and directors of the host club, two persons who shall serve, with the Event Chairperson, as the Hearing Committee, except that no officer or director who witnessed the alleged misconduct shall serve on the Hearing Committee. If no officer or director is eligible to serve, then other club members may be appointed. The Event Chairperson shall serve as Chairperson of the Hearing Committee and shall set a time and place for the hearing. If the Event Chairperson witnessed the alleged misconduct, he/she shall appoint, from the officers and directors of the host club, three persons who shall serve as the Hearing Committee and shall also designate one to serve as Chairperson of the Hearing Committee. The place for the hearing shall be on the event grounds and the hearing time shall be set so as to give the respondent adequate time to prepare for the hearing.

2. Notice. As soon as possible after receiving the complaint, the Hearing Chairperson shall advise the respondent of:

- a. The specific conduct that is the subject of the complaint and the time and place at which the alleged misconduct occurred;
- b. The name of the complainant;
- c. The names of witnesses against him/her; and,
- d. The time and place of the hearing.

The Hearing Chairperson must enter the respondent's address and daytime and evening phone numbers in Section 3 of the complaint. He/she may obtain this information directly from the respondent or from respondent's UKC official entry form, if respondent is an exhibitor. If the respondent cannot be located on the grounds, the Hearing Chairperson shall select a date, time and place for the hearing and notify the respondent in writing by certified mail (return receipt requested) at the mailing address on the UKC official entry form or the respondent's last known address, whichever is applicable. Every reasonable effort shall be made to locate and notify the respondent of the complaint and hearing. Hearings not held on the day of the event must be held no more than 28 calendar days from the date of the event.

3. If the respondent fails to appear at the hearing. If, after having been advised of the complaint and the date, time and place of the hearing, the respondent fails to appear, the hearing shall proceed without the respondent.

4. The Hearing.

a. Advisement of respondent's rights. The Hearing Committee Chairperson shall advise the respondent of the following rights:

- 1)** The right to be present during the testimony of all witnesses;
- 2)** The right to cross-examine all witnesses;
- 3)** The right to present witnesses on his/her own behalf;
- 4)** The right to testify in his/her own behalf.

b. Witnesses. All witnesses who come before the Hearing Committee shall testify under oath administered by the Hearing Chairperson. Witnesses who are unable to attend in person may testify by telephone.

c. Order of testimony. The complainant shall present his/her evidence first, followed by the respondent's evidence.

d. Cross-examination. Each party shall be allowed to cross-examine the other's witnesses. Members of the Hearing Committee shall also be allowed to question the witnesses.

e. Spectators. Spectators shall not be allowed at Hearing Committee hearings except for UKC Field Representatives appointed to attend the hearing on behalf of UKC or UKC staff.

f. Attorneys. No party shall be entitled to have an attorney present at the hearing.

5. Findings. At the conclusion of the hearing, the Hearing Committee shall deliberate and make their findings based on a preponderance of the evidence. A two-thirds majority is sufficient to make findings. The findings shall be reported as follows:

- a.** Whether the alleged misconduct was proven to have occurred;
- b.** Whether the alleged misconduct was prejudicial to the interests of the sport of purebred dogs;
- c.** Whether the alleged misconduct occurred in connection with a UKC event.

In reaching its decision, the Hearing Committee may not consider the respondent's general reputation or status in the sport of purebred dogs, prior acts of misconduct, nor the extent of the respondent's investment in dogs. The sole consideration must be the specific instance of misconduct with which the respondent is charged.

6. Completing The UKC Misconduct Report And Hearing Form. The Hearing Committee Chairperson shall complete Sections 4, 5 and 6 of the Misconduct Report and Hearing Form as follows:

- a. Section 4.** The name, address and phone number of each witness and a summary of each witness's testimony. This summary shall include all pertinent facts provided by the witness. If the space on the form is insufficient, additional sheets of paper may be used

to record the summary.

b. Section 5. The date and time that respondent was notified of the hearing and the names, addresses and daytime and evening phone numbers of the Hearing Committee members.

c. Section 6. The Hearing Committee's findings and recommendations shall be entered in this section. In addition, each member of the Hearing Committee shall then sign the form in the space provided and enter his/her address, daytime and evening phone numbers and e-mail.

Within 10 calendar days of the hearing, the Hearing Chairperson shall forward one copy of the UKC Misconduct Report and Hearing Form to United Kennel Club. The club hosting the event shall also keep a copy of the completed UKC Misconduct Report and Hearing Form.

E. Procedures For Handling Misconduct Not Associated With An Event.

A person who becomes aware of an act of misconduct occurring other than during event hours must notify UKC in writing within 7 calendar days of discovering the alleged misconduct. The notification should include:

- 1.** All known facts and circumstances surrounding the alleged misconduct;
- 2.** The date of and location where the alleged misconduct occurred; and,
- 3.** Names and addresses of any other witnesses who may have additional knowledge of or information about the alleged misconduct.

UKC staff shall investigate all such complaints and report findings and recommendations to the appropriate Department Head.

F. Penalties. The appropriate UKC Department Head shall review all Hearing Committee findings and staff investigation results with the UKC Discipline Committee. If a Hearing Committee's findings of prejudicial misconduct are upheld, the Discipline Committee shall impose one or more of the following penalties:

1. Probation. Probation for a period up to three years. During the period of probation, the individual shall be closely monitored by UKC. Any other instance of misconduct may result in immediate suspension or barring of the individual at the discretion of the Discipline Committee and without further due process.

2. Suspension. The Discipline Committee shall impose a minimum three hundred dollar fine and a minimum one-year suspension for probation violations and for most serious acts of misconduct. The suspension will begin immediately upon notification by certified mail (return receipt requested) but the fine must be paid before the time counts toward the sentence. For example, a person may be notified on January 1 that his/her

penalty will be a one-year suspension and a fine of three hundred dollars. This individual will be suspended as soon as he is notified of the penalty but the one-year suspension does not start until the date the fine is paid. If the suspended individual waits until March 1 to pay his/her fine, his/her suspension will actually run fourteen months until midnight of February 28 the following year.

3. Barring. The Discipline Committee shall bar an individual for an indefinite period of time for repeat instances of misconduct or for the most serious forms of misconduct, including cruelty to dogs. The period of barring shall begin upon notification of the respondent by certified mail (return receipt requested).

4. Privileges lost during suspension or barring. The following rules apply to persons who are barred or suspended:

a. A suspended/banned person may not register any dogs in his/her name (joint or individual ownership).

b. No dog registered in the name of a suspended/banned person (joint or individual ownership) may be used for breeding and no offspring of such a dog is eligible for registration with UKC

c. A suspended/banned person may transfer any dogs currently registered in his/her name (joint or individual ownership), except that no dog registered in the name of a suspended/banned person, regardless of co-ownership status, may be transferred to any member of that person's family.

d. A suspended/banned person may not register any litters or sign any litter registrations in any capacity.

e. A suspended/banned person may not enter or participate in any way in any UKC licensed event.

f. No dog registered in the name of a suspended/banned person (joint or individual ownership) may be entered or participate in any way in any UKC licensed event nor may such a dog receive points or legs toward any UKC title.

G. Appeals. Any person placed on probation, suspended or barred may appeal directly, in writing, to the UKC President. An appeal must be filed not later than 30 days from the date a person is notified of the probation, suspension or barring. The decision of the President is final.

H. UKC Inherent Rights and Powers. Notwithstanding anything herein and regardless of whether these procedures are followed, under the Inherent Rights and Powers, UKC reserves the right to itself and its sole judgment and discretion, to investigate any misconduct and to impose such sanctions and penalties as deemed appropriate.

VIII. Scheduling UKC Events

A. Number of events in a year. UKC Clubs may host as many events per year as the club may properly support.

However, UKC has the right to limit the number of events held by any club or Event Manager at their sole discretion.

B. Number of events per day. A UKC club may apply to hold no more than two obedience events per day.

***C. Corresponding date.** All licensed UKC Clubs must hold a minimum of one event per year to remain an active club. A club that has offered an event in any one year shall have the first right to hold an event on the corresponding date in the following year. A club that fails to confirm an event by returning its application and that fails to request that its date be reserved shall lose the right to claim that corresponding date the following year.

D. Mileage conflicts. UKC will not license events of the same type on the same day to be held by different clubs within 100 miles of each other, except that confirmation shows may be scheduled within that distance if there are no common breeds being offered by the host clubs. Distance shall be calculated using the closest driving route and not air miles.

***E. Applying for a new date.** New clubs applying for their first event or clubs applying for a new date must get approval from UKC. A club member may check on the availability of dates by phone, e-mail or written request, but no date will be assigned without an e-mail or written request from a club officer or event committee member. Requests for new dates are processed in the order received. UKC will notify clubs by mail or e-mail when a date is approved or disapproved. Requests for new dates made after the application deadline date may be denied.

***F. Clubs with reserved corresponding dates.** Approximately nine months before a club's reserved corresponding date, UKC will mail an "Event Application for a Scheduled Weekend" to the club's Secretary. The application will be for the same number and type of events as were offered the previous year. Any changes or additions must be approved in writing or by e-mailing UKC before submitting the Event Application for a Scheduled Weekend. Clubs that submit applications that have been altered without UKC approval may be denied.

G. Applying for a licensed event.

1. Application deadline dates. Completed applications with any changes or additions must be returned to UKC with appropriate fees by the following deadlines:

Month of event	Deadline
January	August 1
February	September 1
March	October 1
April	November 1
May	December 1
June	January 1

July	February 1
August	March 1
September	April 1
October	May 1
November	June 1
December	July 1

***2. When club does not intend to use reserved corresponding date.** If a club does not intend to hold an event on its reserved corresponding date, a club officer must notify UKC in writing or by e-mail not later than ten days prior to the application deadline date. If a club does not request that the date be held for the following year, that date will be lost by that club and will become available to other clubs on a first-come, first-served basis.

3. Late applications or payment of fees. Incomplete applications or applications received after the deadline date or without the correct license fees will be assessed a penalty charge of \$20 per event for each calendar month the application is late.

4. License fees.

Obedience Trials \$40 per trial

5. Publication of upcoming events in BLOODLINES magazine and on the UKC website.

Approved events will be published on the UKC website and in the first issue of *BLOODLINES* magazine following the approval of an application. These publications shall constitute the official notice of the upcoming event. Any special requirements for bringing dogs into a state where an event is scheduled, such as health or rabies certificates, will be included with other event information. Late applications or changes made after the application deadline may be approved but not published if they arrive too late for the magazine deadline. In such cases, the events and changes will be posted on the UKC web site. Clubs may purchase display ads featuring their upcoming events in *BLOODLINES* magazine. Upcoming event ads for events that have not yet been approved by UKC will be designated as "pending UKC approval."

6. Special requests.

a. Pre-entry only. The "Event Application for a Scheduled Weekend" may be used to request that pre-entries only be accepted for an event. The following rules apply to pre-entry-only events:

(1) By the closing date of the trial, pre-entered dogs must be permanently registered with UKC, have a Limited Privilege listing, or have a valid Temporary Listing number.

(2) The club must send each entrant a confirmation of the entry and a judging schedule. The judging schedule must include the club's refund policy and its policy on substitution of dogs.

(3) No day-of-trial entries may be taken.

b. Non-licensed classes. Clubs must list all non-licensed classes to be offered on the application and must conduct the classes in accordance with the rules in Section XXXIV.

c. Special requirements for bringing dogs into state where event is being held. Clubs holding events in states with special requirements for bringing dogs into the state must list those requirements in writing when submitting the Event Application for a Scheduled Weekend.

IX. Planning UKC Events

A. Appointing an Event Committee. At least one year prior to any event, the club shall appoint an Event Committee. When the club Secretary receives the Event Application for a Scheduled Weekend (approximately nine months prior to the corresponding date for a club's event), the package will also include an Event Report Order form and other information regarding the upcoming event. The Event Report Order Form must be sent to the Event Secretary/Manager. The remainder of the package must be sent to the Event Chairperson. The club Secretary is responsible for ensuring that these forms are promptly sent to the appropriate Event Committee members.

B. Event Committee positions. The Event Committee shall consist of a minimum of two persons: the Event Chairperson and the Event Secretary/Manager. When an obedience trial is held in conjunction with a conformation show, agility trial, weight pull, or other UKC licensed event, the host club must appoint one Event Chairperson for each activity. Each Event Chairperson will be responsible for all matters relating to the dogs entered in its activity.

C. Requirements for Event Chairperson and Event Secretary/Manager. Both the Event Chairperson and the Event Secretary/Manager must be in good standing with UKC.

D. Event Committee information on Event Application for a Scheduled Weekend. The names, addresses, telephones and e-mail addresses (when applicable) of the Event Chairperson and the Event Secretary/Manager must be listed on the Event Application for a Scheduled Weekend.

E. Prohibition against Event Chairperson and Event Secretary/Manager serving as Judge. No person may serve as a Judge for the host club at any conformation show or obedience trial held on the same weekend when that person is serving as Event Chairperson or Event Secretary/Manager.

F. Presence of Event Chairperson and Event Secretary/Manager at events. The Event

Chairperson and the Event Secretary/Manager must be present during events at which they are serving in these capacities.

G. Replacing Event Chairperson or Event Secretary/Manager. Once an application to hold an event has been approved by UKC, the club may not replace the Event Chairperson or the Event Secretary/Manager unless the change has been requested in writing to and approved by UKC. If circumstances prevent the Event Chairperson or the Event Secretary/Manager from serving on the day of the event, the club President or other club officer must appoint a replacement. The Event Secretary/Manager must include notice of the replacement with a written explanation of the reasons for the change when submitting the event results to UKC.

H. Event Chairperson Responsibilities. The Event Chairperson is responsible for planning and conducting the event in accordance with UKC rules. The duties of the Event Chairperson include, but are not limited to:

1. UKC paperwork. The Event Chairperson is responsible for completing and submitting the Event Application for a Scheduled Weekend on time and with the required fees.

2. Event Committee. The Event Chairperson may appoint additional committee members to assist with such duties as he/she may delegate.

3. Equipment. The Event Chairperson and club officers are responsible for ensuring that the grounds and obedience trial equipment meet the requirements outlined elsewhere in this rulebook. The Judge must report to UKC any substandard conditions or equipment.

4. Ring Stewards. The Event Chairperson is responsible for ensuring that the following categories of obedience ring stewards are assigned to assist the Judge in all classes and divisions. A steward's duties are to assist the Judge. Any duties assigned in this rulebook to a Ring Steward may also be done by the Judge at the Judge's discretion. No steward may mark scores or placements in the Judge's Book or change any figures on the Judge's Score Sheet. A steward must notify the Judge of any errors he/she discovers.

a. Chief Ring Steward. The Chief Ring Steward assigns an appropriate number and type of stewards to each ring and ensures that each ring is properly equipped. Equipment should include such items as wickets, calculators, paper, pens or pencils and a current obedience rulebook. Where possible, each ring should include one gate steward, two ring stewards and one table steward.

b. Gate Steward. The duties of the gate steward include:

1) Ensuring that the next dog in sequence is avail-

able for judging.

- 2)** Watching the Honoring Dog.
- 3)** Assisting in the Group Long Sit exercise.
- 4)** Watching for violations of the UKC obedience rules.
- 5)** Ensuring that handlers remove their personal equipment when they leave the ring.

c. Ring Steward. The ring steward assists the Judge in the ring by performing such duties as:

- 1)** Serving as post for the Figure Eight exercise or as walking steward in the Open classes.
- 2)** Setting jumps at the correct height.
- 3)** Placing jumps in the correct position.
- 4)** Carrying jumps in and out of the ring for the Directed Jumping in Utility.

d. Table Steward. The Table Steward's duties include:

- 1)** Preparing score sheets for the Judge.
- 2)** Setting up the Honoring Dog's work sheet.
- 3)** Preparing work sheet for the Group Long Sit.
- 4)** Verifying that the Judge has correctly added the scores.
- 5)** Putting the awards in order for the Judge.

5. Event site. The Event Chairperson is responsible for procuring a suitable event site. This includes the responsibility for executing all contracts and acquiring all permits that may be required by local jurisdictions. The Event Chairperson is responsible for ensuring that mats are available for indoor events when the surface is not suitable for the planned activity.

6. Judges. The Event Chairperson is responsible for hiring Judges who are properly licensed by UKC for the event and breeds they will be judging. Judges must be hired sufficiently in advance of the event so that their names and assignments can be included on the Event Application for a Scheduled Weekend. Each Judge's contract must be in writing and signed by the Event Chairperson and the Judge. The Event Chairperson must keep the Judges' contracts on file for at least **six months** after the event.

7. Trial veterinarian. A veterinarian must be in attendance or on call for each UKC event. Where local laws require that a veterinarian be in attendance, the Event Chairperson is responsible for ensuring that the club is in compliance.

8. Trial photographer. Clubs are encouraged to provide a photographer to take photos at events.

9. Motels. The Event Chairperson is responsible for appointing a member of the host club to serve as a representative to the local motel managers and for notifying local motel managers how to contact this representative with complaints about exhibitors.

I. Event Secretary/Manager Responsibilities.

The Event Secretary/Manager is responsible for:

- 1. Ordering forms.** Upon receipt of the Event Report Order Form from the Club Secretary, the Event

Secretary/Manager must order from UKC the type and number of forms required to report results from the scheduled event(s).

2. Event license. Approximately six weeks prior to an event, UKC will mail the Event License to the Event Secretary/Manager, who is responsible for bringing the license to the event. Any exhibitor at the event who wishes to see the license must be allowed to do so.

3. Rulebook. The Event Secretary/Manager is responsible for bringing a current copy of the Official UKC Obedience Rules and Regulations to the event.

4. Catalogs. If the club elects to offer a catalog of exhibitors, the Event Secretary/Manager is responsible for preparing the catalog.

5. Entry taking. The Event Secretary/Manager is responsible for accepting only completed and signed entry forms. The Event Secretary/Manager assigns an armband number to each entry, which shall be written on the entry form and in the Judge's book. The Event Secretary/Manager assigns jump height and distance to each dog based on the dog's height at the withers as reported by the person entering the dog. Jump height and distance shall be set in accordance with the Normal Jump Height & Distance Table or the Veteran Jump Height & Distance Table, whichever is appropriate.

6. Armbands. The Event Secretary/Manager is responsible for ensuring that the club has an adequate supply of numbered armbands for exhibitors to wear while participating in obedience trials.

7. Preparing and receiving Judges' books. The Event Secretary/Manager is responsible for preparing Judges' books by writing the armband number of each dog in the appropriate class. Immediately following judging, each Judge will return his/her signed Judge's books to the Event Secretary/Manager. The Event Secretary/Manager must give each Judge one copy of his/her Judge's book, retain one copy in the club's records for one year, and forward one copy to UKC with the event report.

8. Preparing score sheets. The Event Secretary/Manager is responsible for preparing individual score sheets for each class.

9. Preparing UKC Total Junior Club Form. The Event Secretary/Manager is responsible for preparing the UKC Total Junior Club Form. When the Event Secretary/Manager receives the official Judge's books, the Event Secretary/Manager must record Qualifying scores earned by all UKC Junior Members. If the Junior Member also earns the overall High In Trial award, the Event Secretary/Manager must check the High In Trial box on the form.

10. Submitting event results. The Event Secretary/Manager is responsible for submitting all

event results to UKC within 10 business days of the event using the forms provided by UKC for each event. Clubs shall be fined \$20 per month per licensed event for late event reports.

11. Recording fees. The Event Secretary/Manager is responsible for ensuring that the correct fee of \$1.50 per entry in each licensed obedience class is paid when the event results are submitted to UKC.

J. When an obedience trial is held in conjunction with another event. When an obedience trial is held in conjunction with a conformation show, agility trial, weight pull, or other UKC licensed event, the host club must appoint an Event Chairperson for each activity. Each Event Chairperson will be responsible for all matters relating to the dogs entered in its activity.

***X. Entering a UKC event.** Dogs must be permanently registered, have a Limited Privilege number (performance events & Junior Showmanship), or have a valid Temporary Listing Number.

***A. Official UKC Entry Form.** Entries to all events for both licensed and non-licensed classes must be submitted using the most current official UKC entry form. Entry forms must be complete when submitted to the Event Secretary/Manager, including a valid UKC Permanent Registration number, UKC Limited Privilege number or UKC Temporary Listing number. Incomplete or unsigned entry forms, or entries unaccompanied by entry fees, are invalid and are to be refused by the Event Secretary/Manager.

B. Entry procedures and deadlines for licensed classes. UKC clubs must use the following procedures for taking entries for licensed classes:

1. Day-of-trial entries. Clubs accepting day-of-trial entries must set a specific time period during which the Event Secretary will take entries to the event. This information will be published with the other event information in *BLOODLINES* magazine and on the UKC website. No entries will be taken at the event except during the specified time period. In the case of extreme weather or other emergency conditions, the Event Chairperson may decide to extend the taking of entries or delay the start of all judging by a reasonable period of time, or both. In such cases, the extension of entry-taking or delay of judging must be explained in writing by the Event Chairperson when submitting the Event report.

2. Pre-entry. Clubs accepting pre-entries must establish a pre-entry deadline after which no further pre-entries will be accepted. The pre-entry deadline must be published with the other event information in *BLOODLINES* magazine and on the UKC website. Clubs may offer a discounted entry fee for pre-

entries. In such cases, exhibitors whose entries fail to arrive by the pre-entry deadline date must be treated as a day-of-trial entry.

3. Pre-entry only. Clubs may elect not to take day of trial entries. In such a case, the club must include this information on its Event Application for a Scheduled Weekend. Such events will be designated "PRE-ENTRY ONLY" at the top of their listing in *BLOODLINES* magazine and on the UKC website.

C. Entry Limits. Entries are limited to 55 dogs per Judge per day. No club may limit obedience entries below 55 dogs per Judge per day without the written approval of UKC. Any club whose entries exceed the limit of 55 dogs per Judge per day may choose one of the following options:

1. Overflow Judge. If the limit is exceeded before the close of entries, the club may apply to UKC for approval of an overflow Judge. The application must include a complete breakdown of all entries for each class. UKC will assign the overflow Judge to the specific class and/or section that will affect the fewest number of exhibitors. An overflow Judge may not judge a certain number of dogs within a section or class but must judge the entire class or section assigned to him/her. An overflow Judge may be approved by UKC to judge two trials in the same day. An overflow Judge is not considered an Emergency Replacement Judge.

2. Wait list. Clubs may accept entries over the limit provided they establish a "wait list" of all entries over the limit in the order they are received. If clubs choose to accept over 55 entries, the entries must be placed on the wait list in the order received. If, on the day of the trial, any of the first 55 entries are absent, the absentee must be replaced by the first person on the wait list who is present and ready to compete. Regardless of the number of entries taken, no Judge will be allowed to judge more than 55 dogs per day. Clubs must refund the entry fees for all exhibitors on the wait list who do not get the opportunity to compete.

D. Entry procedures for non-licensed classes. Entries for non-licensed classes may be taken at any time up to the start of judging for these classes.

E. Refusing an entry. Host clubs may refuse the entry of an otherwise eligible dog. While a club's decision is subject to review by UKC, it will not be overturned except where there is strong evidence that the club's decision is based on prohibited categories of discrimination (race, religion, national origin, etc.) or personal disputes.

F. Entry numbers and armbands. Each dog shall be assigned an entry number and the host club must provide armbands displaying the entry number to the person exhibiting the dog. Each exhibitor must wear the armband with the number visible to the judge when in the ring, except where prohibited by the rules of an exercise.

G. Entering a dog's height on the entry form.

Each exhibitor is required to include the height of his/her dog in the space provided on the entry form when entering a dog in an obedience class.

H. Corrections to entry form. An exhibitor or owner may make corrections on an entry form anytime prior to the judging of the class in which the dog is entered. An exhibitor or owner may change the dog's name or the dog's registration number on an individual entry, but he/she may not change both on the same entry.

***I. Dogs not permanently registered.** Dogs that are not permanently registered or do not have a UKC Limited Privilege number must have a Temporary Listing number to enter licensed events.

Rules applying to Temporary Listing (TL)

Numbers. Temporary Listing numbers are only valid at events licensed by the Dog Events Department and the Pointing Dog events program. TL numbers may be purchased and issued at events listing availability in *BLOODLINES* and on www.ukcdogs.com. Temporary Listing numbers may also be purchased and issued on the same day by calling the Dog Events Department at UKC during regular business hours. All Temporary Listing Numbers are non-refundable, non-transferable, and do not apply to the cost of permanent registration or Limited Privilege numbers.

A Temporary Listing (TL) number may be issued to:

- 1.** Any purebred dog that is eligible for registration with UKC.
- 2.** Any spayed/neutered purebred dog that is ineligible for registration with UKC.
- 3.** Any spayed/neutered mixed-bred dog eligible to participate in UKC performance events.
 - a)** Temporary Listing Numbers must be assigned before or on the show date. TL Numbers that are issued after the event will be considered invalid.
 - b)** TL numbers are not valid for events that have already occurred.
 - c)** TL numbers may be used to enter as many UKC events licensed by the Dog Events Department as the owner wishes before and until the dog is permanently registered or permanently listed with UKC.
 - d)** TL numbers are no longer valid once a dog is permanently registered or permanently listed with UKC.
 - e)** Dogs permanently registered within 60 days from the issue date of the TL will automatically have any wins posted to their permanent record.
 - f)** Dogs registered after 60 days from the date of issue, must pay a fee to have their points applied to the dogs' permanent records based upon the following conversion table. (Note: normal registration application fees still apply.)
 - g)** Any wins, titles earned, Top Ten points or All Star

points will not reflect on the dog's record until it is permanently registered.

**TL NUMBER TO PERMANENT UKC NUMBER
POINT CONVERSION FEE SCHEDULE.**

From the date of TL purchase to the actual date we receive the application at the UKC offices:

(Registration fees must accompany the application for UKC registration.)

0-60 days – No charge

61-120 days - \$50

121-180 days - \$100

181–240 days - \$150

241-320 days - \$200

321-365 days - \$250

365+ days - \$300

4. A TL number must not be issued to the following dogs:

- A dog that has previously been issued a UKC permanent registration number;
- A dog that has previously been issued a UKC Limited Privilege number;
- American Eskimo Dogs, Havanese, Plott Hounds or Toy Fox Terriers that do not possess a UKC Application for Permanent Registration;
- American Black & Tan, Bluefick, English, Redbone, or Treeing Walker Coonhounds.

No TL number may be issued to a dog of these breeds unless that dog is part of a litter that is already registered with UKC. These Coonhound breeds have specific open registration periods. The open registration dates are determined by the National breed associations and may make it impossible for the owner of a temporary-listed dog to register within the 60-day free conversion period. An owner of an unregistered dog of any of these breeds should contact UKC for the dates of the open registration periods for his/her dog.

- *Temporary Listing numbers are not valid for events held under the rules that govern licensed Coonhound or Beagle events.*

5. The following dogs that are not part of a UKC Registered Litter must be a minimum of 1 year of age before they are eligible for permanent registration with UKC.

The dog may be issued a TL number for licensed events but the owner MUST understand that unless it is permanently registered within the 60-day time frame of eligible registration, the TL history cannot be converted onto its permanent record, free of charge: Akbash Dog, American Pit Bull Terrier, Anatolian Shepherd, Epagneul Breton (French Brittany), and Kangal Dog.

6. No Top Ten points, All Star points or new titles will be awarded until a dog with a TL number has been permanently registered.

XI. Rules applying to exhibitors and spectators.

UKC exhibitors and spectators are expected to display good behavior and good sportsmanship in and out of the ring. Judges, Event Committee members and host club officers may excuse exhibitors or spectators from the ring or the event grounds for violations of these rules or conduct that interferes with the event and event participants.

A. Complaints about the Judge's placements.

By entering in a UKC event, the exhibitor is inviting the opinion of the Judge and must accept the Judge's decision as final. Exhibitors are encouraged to discuss placements with Judges but may not argue about the Judge's final placements. Complaints about the Judge may only be lodged with the host club if the exhibitor believes the Judge has violated a specific UKC rule. Complaints about a Judge's knowledge or application of the UKC Obedience rules may be filed with UKC but must address specific deficiencies. Electronic audio or video recordings will not be considered by UKC when reviewing a Judge's competency to judge obedience.

B. Interfering with the Judge. No person may interfere with the Judge in any way while he/she is judging a class.

C. Double handling. Persons outside the ring are prohibited from any intentional actions designed to affect the performance of a dog being judged in the ring. This prohibition shall apply equally to persons attempting to improve or to impair a performance. The Event Committee may expel from the event grounds any person they reasonably believe is double handling. Judges may excuse exhibitors whose dogs they reasonably believe are benefiting from "double handling."

D. Control of the dog. Exhibitors are expected to keep their dogs under control at all times. The Event Committee may expel from the event grounds any person whose failure to control a dog interferes with judging or with the ability of other exhibitors to present their dogs.

E. Bait and baiting in the ring. Exhibitors are prohibited from bringing any item of food, any toy, or any other training aid (other than a leash) into the obedience ring. Bait pouches, fanny packs or other items that a dog may associate with bait are also prohibited. The Judge may require an exhibitor to remove any such item that the Judge, in his/her sole discretion, believes may violate this rule. Judges who determine that an exhibitor is violating any part of this rule must excuse the exhibitor from the ring and shall mark the Judge's book "Excused for using bait." The Judge's decision on this matter is final.

F. Ring and event grounds cleanup. Exhibitors are required to clean up behind their dog if it fouls the ring or the event grounds. The ring steward may bring cleaning supplies to the exhibitor and may hold the dog while the owner cleans the ring. Any exhibitor who fails

to clean up after his/her dog may be directed by the Event Committee to leave the event grounds.

XII. Exhibitor Guidelines. An obedience trial is an evaluation of a handler's ability to train and work with a dog. Many exhibitors have made a lifelong commitment to dog training. Judges have spent years training and trialing dogs before stepping into the ring to judge. They are serious about the sport, and exhibitors should be as well. Exhibitors' behavior and deportment speak to the degree of commitment they have to their dogs and to the sport. The following are suggested guidelines for UKC Exhibitors:

A. Exhibitors should accept the decision of the Judge gracefully. There should be no snatching of ribbons, loud comments or derision of the Judge or their decisions, either in the ring or out.

B. Exhibitors' clothing should be neat and clean. Their apparel speaks to the respect they have for the sport, the event and its proceedings.

C. Exhibitors' dogs should be clean and, where necessary, brushed or trimmed to present a neat appearance.

D. Exhibitors should take care when discussing the judging with the Judge to not appear confrontational. The judging was the Judge's evaluation on that day, and poor behavior on the part of the exhibitor will not change the outcome.

E. Exhibitors should make an effort to help new exhibitors. We were all new to obedience trials at one time and we appreciated when someone helped us.

F. Exhibitors should always leave a trial site in the condition they found it. Help the trial committee and clean up your area.

G. Exhibitors should take care not to promote rumors and negative comments about dogs, other exhibitors or Judges.

H. Exhibitors should remember they are at the trial at the invitation of the host club. In order to ensure being invited back, exhibitors should do whatever they can to assist the host club and promote the family flavor of UKC events.

XIII. Judging Schedule

XIII. Judging Schedule

***A. Start time for licensed classes.** At pre-entry only trials, judging must start at the advertised start time. At all other trials, judging must start at the advertised start time or as soon as possible thereafter if there are a large number of day-of-trial entries. No dogs are to be judged prior to the start time published on the Upcoming Events listing at www.ukcdogs.com. Dogs should be present at their ring at time of judging. Judges are not required to wait for dogs.

B. Non-licensed classes start time. Non-licensed classes must be scheduled so that they do not interfere in any way with the judging of licensed classes,

C. Scheduling performance and conformation events when there is only one ring available.

When the event site only accommodates a single ring, and a club is offering both conformation and a performance event, conformation shall be judged last so that the performance dogs are not distracted by the scent of female dogs in season.

XIV. UKC Policy on Judge & Show Site Changes

A. Judge Changes

***1. All Judge changes occurring prior to the last weekday before an event must be approved by UKC during regular business hours.**

Clubs must provide UKC with Judge change requests in writing and include the reason for the requested change. The club may be required to submit contractual agreements upon request and to reimburse the scheduled Judges for all expenses incurred on behalf of the club for their cancellation of their contractual agreement. Changes made too late for publication in *BLOODLINES* will be posted on the UKC web site. The host club must make every reasonable effort to notify exhibitors of the change and offer refunds to all pre-entered exhibitors who submit a written request for refund of their entry fee(s). Judge changes must be posted in plain view at the event site during event hours.

2. Appointing an emergency replacement Judge.

If, on the day of the event, a Judge is unable to start or complete his/her assignment, the Event Chairperson must appoint an emergency replacement Judge. Priority should be given in order to another Judge licensed for the events assigned to the original Judge, then to a UKC Apprentice Obedience Judge. If no licensed or Apprentice Judge is available, the club may appoint the available person best qualified to take the assignment. All official event report forms must show the name, address and phone number of the emergency replacement Judge. The Event Secretary must include a written explanation for all assignment changes when submitting the event report to UKC and include the credentials of any emergency replacement Judge who is not a licensed or Apprentice Obedience Judge. Points or legs earned by exhibitors under emergency replacement Judges shall be considered as if they were earned under the original Judge for the purpose of calculating required wins under different Judges.

***B. Show Site Changes**

Clubs must notify UKC in writing if they must change their show site. UKC will require the club to include the reason for the show site change.

When a club has to change their location after it has been published in the Upcoming Events

Listing of *BLOODLINES*, the following procedures must be followed to assure adequate notice of the change is given to all exhibitors that may attend the event.

***1.** As soon as a new show site is procured, the United Kennel Club Dog Events Department must be notified so the appropriate change can be made to the Upcoming Events listings. The club must provide UKC with the new site location (including address, City & State), and driving directions.

2. The club must notify all exhibitors who have pre-entered the event of the change of location and include directions to the new show site.

3. Clubs must send out notification of the event site change to all exhibitors who were mailed a Premium List for the event.

***4.** The club may be required to have signs posted at the old show site directing exhibitors to the new location. Additionally, the club should, if at all possible, provide someone at the old show site to direct exhibitors to the new location.

5. Because of the change of location, it is possible that exhibitors might miss the Day of Show entry deadline time. To accommodate these exhibitors, the club must be prepared to extend the Day of Show entry deadline and the show start time. Driving time between the old and new locations should be used as a guideline in setting the new entry deadlines and show start times. The club must post a sign with the extended entry times and start of show times at both the old and new locations.

6. Clubs must refund any pre-entry fee(s), upon the exhibitor's written request, made prior to or at the show, for any dog that was not exhibited due to the change in location.

***XV. Canceling a UKC licensed Event.** Clubs must notify UKC in writing of their intention to cancel an approved event. Cancellation notifications must contain the signatures of two officers of the club that is canceling the event and the reason why the event is being canceled. Permission to cancel an event must be received from UKC before the club sends notification to the judges and exhibitors that the event has been canceled. The decision to refund license fees in whole or in part shall be based on the following criteria:

A. A club that cancels its event before the application deadline date and before the application has been processed by UKC will receive a full refund.

B. A club that cancels its event before the application deadline date but after the application has been processed by UKC will receive a refund equal to the license fees less \$20 per application.

C. A club that cancels its event after the event informa-

tion has been published in *BLOODLINES* magazine shall receive no refund of license fees.

D. In addition to the above rules regarding licensing fees, and depending on the individual circumstances, UKC may also require the club to take the following action(s):

1. The club must reimburse scheduled Judges for all expenses incurred on behalf of the club for the canceled event.

***2.** An Event Committee member may be obliged to stay at the event site during the previously-scheduled event hours to inform all exhibitors or spectators that the event was canceled.

3. The club must return all Pre-Entry fees.

4. The club must mail an event cancellation letter to each person that received a Premium List or other advertisement of the event.

5. The club will be assessed additional fees for expenses incurred as a result of late changes to *BLOODLINES* magazine.

E. A club that shows a pattern of scheduling and canceling events may lose its status as a UKC licensed club.

XVI. Obedience handlers.

A. Age. Obedience handlers may be any age provided the handler is able to control the dog. A Judge may excuse a dog at any time if he/she believes the handler is unable to control the dog and the Judge's decision is final.

B. Junior Participants. A Junior Handler will be a male or female handler that has not reached his/her eighteenth birthday as of January 1 of the competition year. After December 31 of the year in which a Junior member turns 18, the Junior may no longer participate in the Junior program. A club may request verification of the Junior participants age.

C. Exhibitors with more than one dog entered in a trial. Exhibitors who enter more than one dog in a trial must be prepared to provide a handler for each dog, except for dogs entered in the A division of the Novice class. Secondary handlers must meet the qualifications for the class in which the dog is entered.

D. Handicapped handlers. Handicapped handlers may use a wheelchair, crutches or cane in the ring but must be able to move around the ring without other assistance. The Judge may modify the exercise to the extent that it assists the handler provided that no modification may be made that gives any advantage to the handicapped handler's dog or that changes the dog's part of the required exercise in any way.

XVII. Ring requirements.

A. Size. Obedience rings must be at least 35 feet by 40 feet.

B. Surface. The surface of an indoor obedience ring must be adequate to provide a firm and safe footing for dog and handler. The surface of an outdoor obedience ring shall be flat. Grass surfaces shall be mowed so that the grass is short.

XVIII. Rules applying to licensed obedience classes.

A. Requirement to offer licensed classes. All licensed classes must be offered at every UKC licensed obedience trial.

B. Earning titles from licensed classes. UKC Obedience titles may only be earned in licensed classes.

C. Order of class judging. Classes may be judged in any order as determined by the host club. If the club schedules classes from highest to lowest (Utility first, then Open and Novice), then class order need not be published in the Upcoming Events section of *BLOODLINES* magazine or on the UKC website. Any other judging order must be published.

D. Order of judging dogs. Dogs must be judged in numerical order, according to the armband number assigned by the Event Secretary, except that a Judge has discretion to allow a dog to be judged out of sequence at the request of the handler.

E. Repeating an Exercise. A Judge may allow an exhibitor to redo a complete exercise only when the dog's performance was unfairly hindered by extraordinary circumstances over which the handler had no control. Judges must only allow this when it will not give an unfair advantage to any dog. No dog will be allowed to redo part of an exercise.

F. Class changes and Official Notification. Any dog that has, according to the owner's records, completed the requirements for a UKC title may be shown at the next level of competition at the first event following the completion of the title. At UKC licensed conformation shows and performance trials where two events are held concurrently, a dog completing the requirements for a title at Show / Trial 2 may be moved up to the next level of competition for Show / Trial 1. If an exhibitor chooses to compete in Show / Trial 1, he/she must do so in the lower class. Dogs completing title requirements at Show / Trial 1 may transfer to the next level of competition for Show / Trial 2, and may compete at the higher level of competition.

***1. Class Changes and Posting of class change policy.** Class changes must be completed no later than one-half hour prior to the start of any regular judging on the day of the show. In the case of

a club running two shows simultaneously, the club must post its class change policy at the entry table and the Event Secretary/Manager's table on the day of the show, or publish the class change policy in the Judging Schedule.

***2. Official UKC Class Change/Entry Correction form.** Class change requests or corrections to any entry form must be done in writing. The exhibitor must complete an Official UKC Class Change/Entry Correction Form as provided by the club. The Event Secretary/Manager must attach the form to the original entry.

3. Moving a dog to a higher class prior to UKC notification.

a. Moving back to lower level of competition. Once a dog has been shown at the higher level of competition, it may not be returned to a lower level unless the owner has been notified by UKC that the dog is ineligible for the higher level.

b. If owner's records are incorrect. If the owner's records are incorrect, all wins earned while showing at the higher level of competition shall be invalid.

4. Moving a dog to a higher class after official notification from UKC. Once an owner has been notified that his/her dog has earned an obedience title, the dog must thereafter be shown in the class appropriate to its title.

a. A dog that has earned a UCD may not compete in Novice A or B classes but may compete in Novice C, Open classes, or both.

b. A dog that has earned a UCDX title may continue to compete in Novice C and in Open, but only in the Open B class.

c. A dog that has earned a UUD title may continue to compete in Novice C, in the Open B class, the Utility B class, or any of these classes.

d. A dog that has earned a UOCH title may continue to compete in the Novice C class, Open B class, Utility B class, or any of these classes.

G. Limitations on entering a single dog more than once in the same trial.

1. No dog may be entered more than once in the same obedience class.

2. No dog may be entered in more than one division of the Novice class.

3. No dog may be entered in the "A" or "B" divisions of the Novice class and an Open class at the same trial.

4. No dog may be entered in the "A" division of the Open class and a Utility Class at the same trial.

***H. Determining the height of entered dogs.**

1. The exhibitor is responsible to write the height of the dog at the withers in the appropriate space on the entry form.

2. A Judge may require that any dog be measured. The Judge's determination of the dog's height is final.

I. Dogs that may compete in licensed classes.

All eligible dogs (Section IV, paragraph D) may participate in UKC licensed obedience trials, except as noted below. Obedience Judges shall excuse females in season, blind dogs, lame dogs, and dogs that appear to be ill and note the reason for excusal in the Judge's book. The Judge's decision in the matter is final.

1. Females in season. No female in season may participate in an obedience trial. The host club has the option of refunding the entire entry fee or retaining up to 50% of the fee as a processing fee of any obedience trial competitor who provides a veterinarian's certificate verifying that the female came into season after the closing date for entries. The certificate may be mailed, provided the postmark is no later than the date prior to the day of the trial, or delivered by hand to the Event Secretary before the published start time of the trial.

2. Blind or lame dogs. Blind or lame dogs may not participate in obedience trials. A dog is blind if it has no useful sight.

3. Deaf dogs and canine amputees. Deaf dogs and dogs missing all or part of one limb may participate in obedience trials but must be able to perform all required exercises. A Judge may excuse a canine amputee for lameness only if the Judge determines that the dog is stiff or sore in one or more of its remaining limbs.

4. Dogs that appear to be ill. Dogs that appear to be ill or dogs with sutures, bandages, adhesive or any other material that is indicative of or related to any surgical or medical procedure may not participate in an obedience trial.

5. Pregnant or lactating females. Pregnant or lactating females must not participate in UKC obedience trials. A Judge who reasonably believes that a dog is pregnant or lactating must excuse the dog and mark the reason in the Judge's book. The Judge's decision is final. A bitch that has been bred is considered pregnant until:

- a.** She whelps a litter;
- b.** A veterinarian has determined that a bred bitch is not pregnant; or,
- c.** The 64th day after the last day the bitch was bred, counting the day of the breeding.

***6. Dogs that may not be entered under a Judge.** Exhibitors may not enter or exhibit any dog that is owned or co-owned by an officiating judge at any event until the day after the completion of that judges' assignment. Nor may the following dogs be under a licensed Judge. These dogs may, however, show in other types of events, including Junior Showmanship, on the same day. For example, a dog

owned by a person judging a conformation event, may participate in a performance event and/or Junior Showmanship hosted by same club on the same day, provided the dog is not handled by the Judge.

***a.** A dog that is owned or co-owned by that Judge (except as noted).

b. A dog that is owned or co-owned by a member of that Judge's immediate family.

c. A dog that is owned or co-owned by a person living in the same household as that Judge.

d. A dog that has been owned or trained by said Judge or that has lived in said Judge's household, regardless of ownership, within three months of the date of the event.

e. A dog that has been owned or trained by a member of said Judge's immediate family or that has lived in the household of a member of the Judge's immediate family within three months of the date of the event.

***f.** No member of said Judge's immediate family or member of said Judge's household may exhibit a dog under that Judge.

***g.** No member of said Judge's immediate family or member of said Judge's household may enter or exhibit a dog, regardless of ownership, in a show where that member is officiating.

I. Licensed obedience classes. Licensed obedience classes include:

1. Novice class.

a. Division A.

1) Eligible competitors. The following are eligible to compete in the "A" division of the Novice class:

a) Any exhibitor who has not handled a dog to a United Companion Dog title, or its equivalent in any other organization.

b) Any dog that has not earned a United Companion Dog title, or its equivalent in any other organization.

2) Ineligible competitors. The following are ineligible to compete in the "A" division of the Novice class:

a) Any licensed or professional dog trainer.

b) Any person licensed to judge obedience in UKC or any other organization.

c) Any obedience instructor, regardless of the person's status as an amateur or professional.

d) Any handler other than the owner or an eligible member of the owner's immediate family.

e) Any exhibitor who has handled a dog to a United Companion Dog title, or its equivalent in any other organization.

f) Any dog that has earned a United Companion Dog title, or its equivalent in any other organiza-

tion. Once UKC has notified the owner of a dog that the dog has earned a UCD title, that dog may no longer compete in this division.

3) Exhibitor showing two or more dogs. An exhibitor may show two or more dogs in this class provided he/she handles the dog in all exercises.

b. Division B.

1) Eligible competitors. The following are eligible to compete in the "B" division of the Novice class:

- a) Any exhibitor.
- b) Any dog that has not earned a United Companion Dog title but has earned the equivalent title in another organization.
- c) Any dog that has not earned a United Companion Dog title, or its equivalent in any other organization.

2) Ineligible competitors. Any dog that has earned any UKC obedience title is ineligible to compete in the "B" division of the Novice class. Once UKC has notified the owner of a dog that the dog has earned a UKC obedience title, that dog may no longer compete in this division.

3) Exhibitor showing two or more dogs. An exhibitor may show two or more dogs in this class provided a second handler is available for any group exercise where both dogs are judged in the same group.

c. Division C.

1) Eligible competitors. The following are eligible to compete in the "C" division of the Novice class:

- a) Any exhibitor.
- b) Any dog that has earned a United Companion Dog title or higher.

2) Ineligible competitors. Any dog that has not earned a UKC obedience title.

3) Exhibitor showing two or more dogs. An exhibitor may show two or more dogs in this class provided a second handler is available for any group exercise where both dogs are judged in the same group.

2. Open class.

a. Division A.

1) Eligible competitors. A dog that has earned a United Companion Dog title is eligible to compete in the "A" division of the Open class.

2) Ineligible competitors. The following are ineligible to compete in the "A" division of the Open class:

- a) Any licensed or professional dog trainer.
- b) Any person licensed to judge obedience in UKC or any other organization.
- c) Any instructor who is teaching obedience at the UCDX level or higher, regardless of the person's

status as an amateur or professional.

d) Any handler other than the owner or an eligible member of the owner's immediate family.

e) Any dog that has earned a United Companion Dog Excellent title or higher, or equivalent titles in any other organization.

f) Any dog that has not earned a United Companion Dog title is ineligible to compete in the "A" division of the Open class.

3) Exhibitor showing two or more dogs. An exhibitor may show two or more dogs in this class provided a second handler is available for any group exercise where both dogs are judged in the same long sit group.

b. Division B.

1) Eligible competitors. The following are eligible to compete in the "B" division of the Open class:

a) Any exhibitor.

b) Any dog that has earned a United Companion Dog title.

c) Any dog that has earned a United Companion Dog Excellent title or higher, or equivalent titles in any other organization.

2) Ineligible competitors. Any dog that has not earned a United Companion Dog title is ineligible to compete in the "B" division of the Open class.

3) Exhibitor showing two or more dogs. An exhibitor may show two or more dogs in this class provided a second handler is available for any group exercise where both dogs are judged in the same long sit group.

3. Utility class.

a. Division A.

1) Eligible competitors. Any dog that has earned a United Companion Dog Excellent title is eligible to compete in the "A" division of the Utility class.

2) Ineligible competitors. The following are ineligible to compete in the "A" division of the Utility class:

a) Any licensed or professional dog trainer.

b) Any person licensed to judge obedience in UKC or any other organization.

c) Any instructor who is teaching obedience at the UUD level, regardless of the person's status as an amateur or professional.

d) Any handler other than the owner or an eligible member of the owner's immediate family.

e) Any dog that has earned a United Utility Dog title, or its equivalent in any other organization.

3) Exhibitor showing two or more dogs. An exhibitor may show two or more dogs in this class.

b. Division B.

1) Eligible competitors. The following are eligible to compete in the "B" division of the Utility class:

a) Any exhibitor.

b) Any dog that has earned a United Companion Dog Excellent title or higher.

2) Exhibitor showing two or more dogs. An exhibitor may show two or more dogs in this class.

J. Placements.

1. Class placements. The Judge shall give up to four placements, where possible, in each division of each class, based on the dog's qualifying score. First place must be awarded to the dog with the highest qualifying score, second place to the dog with the next-highest qualifying score, and so forth. If two or more dogs earn the same score in the same division of a class, the winner shall be determined by a run-off in accordance with the rules in Section XXX.

2. High in Trial. The High in Trial award is given to the dog that has the highest qualifying score of all dogs competing in the trial. When two or more dogs competing in the trial have the same score, regardless of the division or class in which it was earned, the winner of the High in Trial award shall be determined in accordance with the rules in Section XXX.

3. High Combined in Trial. The High Combined in Trial award is given to the dog that has qualified in both the Open B class and a Utility class in the same trial and which has the highest combined total score of all dogs competing in the Open B and Utility classes. Ties will be broken in accordance with the UKC obedience rules.

4. High Scoring Junior. All clubs hosting a UKC licensed obedience trial must offer a High Scoring Junior. Any Junior Member competing in a UKC licensed obedience trial and who earns a qualifying score will be eligible to compete for High Scoring Junior. The Junior Member whose dog earned the highest score shall win the High Scoring Junior. Ties will be broken in accordance with UKC obedience rules. Juniors are required to follow the standard UKC obedience rules.

XIX. Awards, trophies and ribbons.

***A. Cash prizes.** UKC clubs may not offer cash prizes, which includes but is not limited to: cash awards, gift cards, and gift certificates, without prior written authorization from UKC.

B. Awards and trophies. Clubs may award such awards and trophies as they choose, however, awards and trophies given by a club must be given consistently to all winners at the same level. Clubs may accept trophies donated by individuals or other organizations and these trophies may be designated for specific breeds or specific accomplishments.

C. Ribbons and Rosettes. All ribbons and rosettes must include the UKC Seal of Merit. The following ribbon colors and combinations are mandato-

ry. Ribbons awarded for all other wins may be any other colors or combination of colors.

Obedience

1st place – blue

2nd place – red

3rd place – green

4th place – yellow

Qualifying score – blue

High in Trial – purple, gold and white

High Combined – purple and white

High Scoring Junior – gold and purple

Total Dog

Qualifier - red, black and white.



XX. Obedience Titles. UKC obedience titles must be earned successively. Equivalent titles from other venues may not be substituted for UKC obedience titles in determining eligibility for a class but they may be used to determine a dog's eligibility for a division.

A. United Companion Dog (UCD). This title must be earned from the A or B divisions of the Novice class or any combination of the two. To earn this title, a dog must:

1. Earn three qualifying scores at three different UKC licensed obedience trials, and
2. The three qualifying scores must be earned under at least two different UKC licensed obedience Judges.

B. United Companion Dog Excellent (UCDX). A dog must earn the United Companion Dog title before it is eligible to earn legs toward the United Companion Dog Excellent title. This title must be earned from the A or B division of the Open class, or a combination of both divisions. To earn this title, a dog must:

1. Earn three qualifying scores at three different UKC licensed obedience trials, and
2. The three qualifying scores must be earned under at least two different UKC licensed obedience Judges.

C. United Utility Dog (UUD). A dog must earn the United Companion Dog Excellent title before it is eligible to earn legs toward the United Utility Dog title. This title must be earned from the A or B division of the Utility class or a combination of both divisions. To earn this title, a dog must:

1. Earn three qualifying scores at three different UKC licensed obedience trials, and
2. The three qualifying scores must be earned under at least two different UKC licensed obedience Judges.

D. United Obedience Champion Dog (UOCH). A dog must earn the United Utility Dog title before it is eligible to earn points/legs toward the United Obedience Champion title. To earn this title, a dog must meet all of the requirements below:

1. **Combined wins.** At five different UKC licensed trials, earn a qualifying score in each of the Open B

and Utility B classes in the same trial, with a combined score of 370 or above.

2. Obedience championship points. Accumulate 100 obedience championship points, at least 30 of which must be earned in the Open B class and at least 20 of which must be earned from the Utility B class. Obedience championship points are earned in the Open B and Utility B classes by obtaining a minimum qualifying score or better in either or both. The number of points earned increases as the qualifying score increases in accordance with the table on the facing page:

Obedience championship points are awarded as follows:

Qualifying score	Points earned
170 to 174½	1
175 to 179½	2
180 to 184½	3
185 to 189½	4
190 to 192½	5
193 to 195½	6
196 to 198½	7
199 to 200	8

3. There is no restriction on the number of qualifying scores or obedience championship points that may be earned under the same Judge.

E. United Grand Obedience Champion (GOCH). A dog must earn the United Obedience Champion title before it is eligible to earn legs toward the United Grand Obedience Champion title. To earn this title, a dog must meet all of the requirements below:

1. Combined wins. At fifteen different UKC licensed trials, earn a qualifying score in each of the Open B and Utility B classes in the same trial, with a combined score of 370 or above.

2. Judge requirements. Three of the combined wins must be earned under at least under three different Judges

***F. UKC Obedience Title Certificates and Official Notification.** Once the requirements for an obedience title have been met and recorded, UKC will automatically mail a Certificate of Honor indicating the award to the dog's owner on record, The owner shall be deemed notified as of the mailing date of the title certificate.

***G. Duplicate Title Certificates.** Duplicate title certificates may be ordered by contacting the Dog Events Department.

XXI. Scoring.

A. Comparing each performance to an ideal performance. Judges must evaluate each performance by a team to an ideal in which the dog performs precisely and willingly for a handler that is gentle and at ease. Lack of precision or signs of fear or unhappiness on the part of the dog must be penalized, as must harshness or roughness on the part of the handler.

B. Maximum points per division. The maximum number of points that may be earned in any division of any obedience class is 200.

C. Maximum points per exercise.

1. Novice exercises. The following table contains the maximum number of points that may be earned in each exercise in the Novice classes:

Exercise	Maximum Points
Honor	35
Heel on Leash and Figure 8	35
Stand for Examination	30
Heel Off Leash	35
Recall Over High Jump	35
Long Sit	30
Total points	200

2. Open exercises. The following table contains the maximum number of points that may be earned in each exercise in the Open classes:

Exercise	Maximum Points
Honor	30
Heel off Leash and Figure 8	40
Drop On Recall	30
Retrieve On Flat	20
Retrieve Over High Jump	30
Broad Jump	20
Long Sit	30
Total points	200

3. Utility exercises. The following table contains the maximum number of points that may be earned in each exercise in the Utility classes:

Exercise	Maximum Points
Signal and Heeling	30
Scent Discrimination (Metal)	30
Directed "Marked" Retrieve (from handler's side)	30
Directed "Signal" Retrieve (sent from handler, then directed)	30
Consecutive Recalls (one with and one without Down)	40
Directed Jumping	40
Total points	200

D. Qualifying score. A dog earns a qualifying score in any division of any obedience class when it:

- 1.** Earns a score of 170 points or greater, and,
- 2.** Earns in each exercise more than 50 percent of the maximum points assigned to that particular exercise.

E. Deductions. No deduction less than ½ point may be taken from a score.

1. Types of deductions.

a) Minor deduction. A deduction of ½ point to 2 points is a minor deduction.

b) Major deduction. Any deduction equal to or greater than 2½ points is a major deduction.

2. When deductions may be taken. Although the judging of an exercise begins when the handler states he/she is ready, a Judge may deduct points for a handler's inability to control the dog or for misbehavior by the dog from the moment the dog and handler enter the ring until they exit.

***XXII. Warm-ups.** Exhibitors may elect to warm up their dogs prior to exhibiting. Warm-ups are to be kept simple and must not interfere with another exhibitor's performance in the ring. Training on the grounds of a UKC licensed obedience trial is not permitted. A host club may elect to set an area or ring aside for warm-ups.

***A. Location.** The warm-up ring must not disturb or interfere with the trial ring. It is recommended that the warm-up ring be at least 10' away from the trial ring.

***B. Rules governing the warm up of a dog.** All rules governing obedience trials shall apply in the warm up ring/area.

***C. Dog abuse in the warm up ring.** Any person who observes a dog being abused while in the warm up ring or anywhere else on the trial grounds, must report it to a member of the trial committee or an officer of the host club. A member of the trial committee or officer of the host club who becomes aware that a dog is being or has been abused on the grounds, must treat this misconduct in accordance with Section VII, paragraph D of

this rulebook. A Judge who becomes aware that a dog is being or has been abused in the warm up ring must refuse to judge the dog and otherwise report the matter in accordance with Section VII, D.1.a.(1).

D. Training prohibited in the obedience ring.

Training is prohibited in the obedience ring while a dog and handler are being judged. If a Judge determines that a handler is training their dog while being judged, the Judge may score that exercise with a zero or give a major deduction at the Judge's discretion.

XXIII. Equipment

A. Equipment that must be provided by the

host club. A club hosting a UKC licensed obedience trial must provide the following equipment:

1. Ring barriers. The ring barrier may consist of a natural wall, ring gates, or ropes.

2. Floor coverings. Floors that do not provide safe footing for dog and handler must be covered by mats or other suitable coverings.

3. Ring supplies. Items such as pens, pencils, calculators, and clipboards must be available for use in the ring by the Judge and Stewards.

4. Jumps. A high jump, broad jump and a bar jump made in accordance with the recommendations in this rulebook.

***5. Wicket.** A wicket must be available and provided by the club for use in measuring dogs' heights.

B. Equipment that must be provided by the

exhibitor. An exhibitor must provide for each entered dog a collar and leash that complies with the rules herein. In addition, an exhibitor is responsible for providing those pieces of equipment listed below when that equipment is required for the class in which the exhibitor is entered.

1. Collars. Fancy, studded, or "pinch" or "prong" collars, harnesses (head and/or body), or any type of special training collars are prohibited in the obedience ring. Collars must properly fit the dog and be approved by the Judge. Collar tags or other items hanging from the collar are prohibited in the obedience ring.

2. Leashes. Leashes may be of either fabric or leather and must be of sufficient length to allow adequate slack for the heeling exercises which are done on leash.

3. Dumbbells. Exhibitors needing dumbbells must provide at least one dumbbell in good condition, although it is a good idea to bring a spare in case one breaks. Dumbbells must be made of either nylon or wood, preferably hardwood. Wooden dumbbells may be painted white, left a natural wood color, or have a clear finish. All dumbbells must be without conspicuous marks or decorations. A dumbbell's size should be proportionate to the size of the dog. The Judge has the right to inspect the dumbbell and to require the

exhibitor to provide a replacement if the dumbbell does not meet the above specifications or if the dumbbell does not appear sufficiently sturdy to be thrown.

4. Scent articles. Exhibitors needing scent articles must provide five identical scent articles made of metal and numbered for identification. Scent articles are normally shaped like dumbbells but other shapes are acceptable.

5. Gloves. Exhibitors needing gloves are required to provide 3 white or off-white gloves, identical in color in size and made of cotton. Colored cuffs on the gloves are acceptable.

XXIV. Jump Heights and Distance.

A. Determining jump height and distance for individual dogs. Jump heights for the high and bar jumps and jump distance for the broad jump is based on a dog's height at the withers.

B. Determining a dog's height. A dog's height is determined by drawing a straight line from the top of the withers perpendicular to the ground while the dog is standing normally and not leaning.

C. Judge's option to measure dogs. A Judge may require that any dog be measured. The Judge's determination of the dog's height is final.

D. Normal jump height and distance.

1. High and bar jumps. A dog shall jump the height of its withers, except that no dog shall jump less than 8 inches or more than 24 inches. Height at withers shall be rounded down to the closest even number for the purpose of setting jump height. For example, an 18-inch dog shall jump 18 inches but a 17½-inch dog shall jump 16 inches.

2. Broad jump. A dog shall jump a distance that is twice the height of its withers, except that no dog shall jump less than 16 inches or more than 56 inches. Height at withers shall be rounded down to the closest whole number before being multiplied by two for the purpose of setting jump distance. For example, an 18-inch dog shall jump 36 inches (18 x 2) but a 17½-inch dog shall jump 34 inches (17 x 2).

E. Veteran jump height and distance. The handler of a dog eight years of age or older on the date of the trial may elect to have that dog jump "veteran" height and distance. Minimum and maximum heights and distances shall remain the same as for normal jump height and distance. When entering a dog, the handler must select either "Normal" or "Veteran" jump heights and distance and may not choose an intermediate height or distance. Veteran jump height and distance are calculated as follows:

1. Veteran high and bar jumps. Veteran jump height shall be calculated by taking $\frac{3}{4}$ of the dog's height at the withers and rounding that down to the closest even number.

2. Veteran broad jump. Veteran jump distance

shall be calculated by taking $\frac{3}{4}$ of the dog's height at the withers, rounding that down to the closest whole number and multiplying by 2.

***F. Special jump height and distance.** Dogs of the breeds listed below shall have the jumps set at veteran jump height and distance regardless of the dog's age. Prior to the start of any class, the Judge may allow or require mixed-bred dogs of similar size and stature to the listed breeds to jump the special jump height and distance. The Judge's determination shall be final.

Akbash	Great Pyrenees
Anatolian Shepherd Dog	Irish Wolfhound
Basset Hound	Kangal Dog
Bernese Mountain Dog	Komondor
Bloodhound	Kuvasz
Bullmastiff	Leonberger
Bull Terrier	Mastiff
Caucasian Ovcharka	Neapolitan Mastiff
Cardigan Welsh Corgi	Newfoundland
Central Asian Shepherd Dog	Pekingese
Clumber Spaniel	Pembroke Welsh Corgi
Dachshund	Perro de Presa Canario
Dandie Dinmont Terrier	Petit Basset Griffon Vendeen
Dogo Argentino	Pyrenean Mastiff
Dogue De Bordeaux	Saint Bernard
English Bulldog	Skye Terrier
Estrela Mountain Dog	Swedish Vallhund
French Bulldog	Tibetan Mastiff
Great Dane	

XXV. Commands, Signals, Orders.

A. Command. A command is a spoken instruction given by the handler to the dog. The dog's name may be used when giving commands, provided there is no pause between speaking the name and giving the command. A lengthy pause between the name and the command may cause the Judge to consider the phrase to be two commands.

B. Signal. A signal is a hand or hand and arm movement that may be used by the handler to convey instructions to the dog or by the Judge to convey instructions to the handler. Signals given by the handler should be one continuous movement since excessive body movement

may be penalized as an aid to the dog. Once a handler has given a hand signal, he/she will be penalized for failing to immediately return his/her hand to the normal position (See Section XXVIII). The dog's name may not be spoken in conjunction with a signal except where the rules specifically allow for a command to be given in conjunction with a signal. When a signal is required in an exercise, a handler may use the normal forward motion of his/her body as that signal without penalty.

C. Order. An order is the instruction given by the Judge to the handler. Orders may be spoken or given by signal.

D. Combined commands and signals. In all cases where the rules allow a handler to combine a voice command with a hand signal, the command and signal must be given simultaneously.

XXVI. Working, Honoring and Courtesy Dogs.

Novice and Open classes include an honoring exercise that requires the presence of two dogs in the ring until the completion of the Heel and Figure 8 exercises. The dog performing the exercises is called the "working" dog. The "honoring" dog performs a "down" exercise in the ring while the working dog performs the other exercises. Since most exhibitors prefer their dog to work the exercises before serving as the honoring dog, many clubs choose to provide a courtesy dog to serve as honoring dog for the first working dog in the class, and as working dog for the last honoring dog in the class. It is preferable that the courtesy dog not be entered in the event.

A. When courtesy dog is entered in the trial but not in the class where it serves. No deductions shall be taken from the completed score of an entered dog that fails while acting as the courtesy dog, but a Judge may excuse or disqualify a dog in accordance with the rules in Section IV.

B. When courtesy dog is entered in the trial and the class where it serves. Occasionally it may be necessary to use a dog from the same class as a courtesy dog. In such cases, the dog must complete all portions of the exercises in the class, including working and honoring, prior to serving as courtesy dog. No deductions shall be taken from the completed score of an entered dog that fails while acting as the courtesy dog, but a Judge may excuse or disqualify a dog in accordance with the rules in Section IV.

C. When no courtesy dog is available.

1. Honoring dog from same class. The two most common systems used to select an honoring dog are:

a. Exhibitors are paired so that one dog works before it honors while the second dog honors before it works.

b. The first dog works while the second dog honors, the second dog works while the third dog honors, and so forth until the last dog works while the first dog honors.

The Judge may choose either of these honoring systems or any other, provided that every exhibitor's dog has an equal opportunity to complete the requirements of each exercise. If a Novice or Open class of any level has only one dog entered, the honoring dog may be selected from one of the other levels of Novice or Open classes. In classes of two, each dog will serve as honoring dog for the other.

2. Honoring dog from same divided section.

When large classes are divided, the honoring dogs should be selected from the same divided section.

3. Honoring dog from another class. When it is impossible or impractical to have an honoring dog from the same class or divided section, the Judge may request that a dog entered in a different class serve as a courtesy dog.

***4.** At no time during the judging of a performance, shall the working dog's path cross directly in front of the honor dog station, or in between the honor dog and its handler.

XXVII. Heel Position. In the heel position, whether walking, standing, sitting, or lying down, the dog is on the handler's left side, facing the same direction as the handler. While heeling, the dog's body should be as close as possible to the handler without touching the handler's leg or body or interfering with the handler's freedom of movement. In the heel position, the length of the dog's body remains straight and parallel to the line of forward motion. In an ideal heel position, the dog's withers are even with the handler's hip but a heel position is acceptable as long as any part of the dog between the withers and the tip of the nose remains even with the handler's hip. For those exercises where a dog must heel on leash, the leash may be held in either hand or in both hands, but the hand(s) must be held close to the body and the leash must be slack. Any tightening or jerking of the leash, any extra commands or signals, or any excessive hand or arm motions will be penalized.

XXVIII. Hand Position.

During any "heel off leash" exercise, the handler's hands must either both hang freely at his/her sides or the left arm and hand may be carried pressed against the handler's body at waist level, with the elbow bent. Arms may swing naturally with the movement of the handler's body in order to maintain balance. Judges may penalize any arm or hand movement that appears to aid the dog. In all exercises where the dog returns to a front position, the handler must stand with hands at his/her sides or receive a major deduction.

XXIX. Ring Manners.

A. Leash requirement. All dogs at a UKC obedience trial shall be on a leash except when in the obedience ring in a class or exercise where the dog is required to

be off the leash. Every dog must enter and leave the obedience ring on a leash.

B. Barking. A dog that barks during any exercise may be penalized up to a major deduction. A dog that barks between exercises may be penalized by a minor deduction. The degree of penalty depends on the frequency of barking.

C. Fouling the ring. A dog that fouls the ring must not receive a qualifying score but may be allowed to continue the exercises for practice at the discretion of the Judge.

D. Leaving the ring. A dog that leaves the ring during an exercise must not receive a qualifying score but may be allowed to continue the exercises for practice at the discretion of the Judge. A dog that leaves the ring between exercises must be given a major deduction.

XXX. Ties and run-offs.

At the end of each class, all dogs in a class with identical scores will be required to compete in a run-off competition to break the tie for class placements. The "heel off leash" exercise shall be used for the run-off. The run-off shall be conducted as follows:

A. All dogs and handlers will perform the exercise simultaneously.

B. The first error made by a dog or handler shall eliminate that team.

C. If two teams commit an error at the same time, and they are the only teams in the run-off, the team that committed the most serious error shall be eliminated.

D. If there are more than two teams in the run-off and two teams commit an error at the same time, both teams shall be eliminated.

E. A dog that defeats another dog in a run-off shall not have to compete against that dog again unless:

1. The same dogs tie in a different class or,

2. If the loser of a run-off in Utility wins the Open B class with a score equal to that of the Utility run-off winner. In this case, these two dogs may be required to compete in a second run-off to determine the High in Trial award.

F. The last team remaining in the ring shall be the winner of the run-off.

The above run-off procedure shall also be used to determine the High in Trial award, High Combined award, and Highest Scoring Junior award.

XXXI. Rules and exercises for the Novice classes.

A. General Rules.

1. When the dog is off leash between the exercises, the handler may gently lead or guide the dog to the next exercise location using the collar.

2. The handler may not use the leash, collar or any part of the handler's body to move the dog against its will or force it into any position. A major deduction will be imposed for each infraction of this rule.

3. A handler may talk to their dog or give extra commands between exercises. However, a dog that is out of control may be excused for misconduct. The Judge must mark the dog "Excused" in the Judge's book and state the reason for the excusal on the Judges book.

4. A dog that shows extreme fear or whose demeanor gives the Judge reason to believe that the dog may not safely be examined must be given a non-qualifying score and excused from the ring in accordance with Section V., paragraph A.

5. In all exercises except the Stand for Exam and the Group Sit exercises, when the handler indicates to the Judge that he/she is ready, judging will begin. Judging for the Stand for Examination and the Group Sit will begin when the handler commands and/or signals their dog to stay.

B. Novice exercises.

1. Honor exercise. The primary element of this exercise is to demonstrate the Honoring dog's ability to remain in the down position while distracted by the presence of the Working dog.

a. Judge's Orders. The Judge's orders for this exercise are:

- Are you ready?
- Down your dog.
- Leave your dog.
- Return to your dog.
- Exercise finished.

b. Instructions. Prior to the start of this class, the Judge will designate a location for the "Honor" exercise. The Honoring dog will be placed close enough to the path of the Working dog to expose the Honoring dog to distractions from the Working dog, yet not so close to the path of the Working dog that it interferes with the Working dog and handler or the Judge. The Honoring dog shall enter the ring just before the Working dog. The Judge or Steward will direct the handler to the location where the Honor exercise shall take place. The Honoring dog will be placed on a "Sit" in "Heel" position and the Honoring dog's handler will remove his/her armband and the dog's leash and place them behind the dog. The Judge will ask the handler if he/she has any questions. After the questions are answered, the Judge will ask the handler "Are you ready?" When the handler indicates he/she is ready, judging will begin. Before the Working dog begins the "Heel on Leash" exercise, the Judge will give the handler of the Honoring dog the order to "Down" the dog. The Honoring dog may be placed on the "Down" with a command, a signal or both. When the Honoring dog is on the "Down," the Judge will order the handler to "Leave Your Dog." The handler will command and/or signal the dog to

stay. The handler will then walk across the ring and stand facing the dog. The Honoring dog will remain in the "Down" position until after the Working dog completes the "Figure Eight" exercise after which the Judge will order the handler of the Honoring dog to "Return To Your Dog." When the handler returns to the Honoring dog, he/she must walk in a counterclockwise circle, behind the dog, and go to the "Heel" position. The handler will not release the Honoring dog until the Judge says "Exercise Finished." Upon completion of the Honoring Exercise, the Honoring dog will be put back on leash and released from the ring. A Steward may assist the Judge as needed in watching the Honoring dog.

c. Scoring the Honor Exercise. The dog shall promptly go "Down" when it is given the command and/or signal by the handler. Once the handler has left the Honoring dog, it shall remain "Down" in the place where it was left.

1) Non-qualifying score. The following must be given a non-qualifying score on this exercise:

- a)** The dog refuses to respond to more than two commands and/or signals to "down."
- b)** Honoring dog handler forces the dog into a "Down" position by pushing or pulling on the collar, or who treats a dog roughly. If the treatment is sufficiently rough, the Judge may elect to excuse the dog and handler for abusing the dog in the ring. Serious abuse must be treated as misconduct under Section VII of this rulebook.
- c)** Handler gives an extra command and/or signal to "Stay" after leaving the Honoring dog.
- d)** The Honoring dog repeatedly barks or whines.
- e)** The Honoring dog sits, stands, crawls or leaves its "Down" position before the handler returns and walks behind the dog.
- f)** The Honoring dog interferes with the Judge, Working dog or handler.

2) Major deductions. Judges must assess major deductions for the following:

- a)** Handler repeats "Down" command and/or signal, or lightly touches the dog to get it into the down position before leaving "Heel" position.
- b)** The Honoring dog whines or barks once or twice.
- c)** The Honoring dog moves a short distance.
- d)** Handler fails to walk counterclockwise when returning to "Heel" position.
- e)** The Honoring dog sits, stands, crawls or leaves its "Down" position any time after the handler walks behind the dog but before the judge says "Exercise Finished."

3) Minor deductions. A minor deduction shall be given if the Honoring dog breaks from the

"Down" by sitting or standing after the handler returns to "Heel" position, but before the Judge says, "Exercise Finished."

2. Heel On Leash And Figure Eight. The primary purposes of these exercises are to demonstrate the ability of the dog and handler to work smoothly as a team and the ability of the dog to stay in the heel position.

a. Heel On Leash exercise.

1) Judge's orders. The Judge's orders for this exercise are:

- Are you ready?
- Forward.
- Halt.
- Left turn.
- Right turn.
- Slow.
- Fast.
- Normal.
- About turn.
- Exercise finished.

These orders can be given in any sequence and repeated if the Judge so desires. The Judge must have the same sequence, pattern and routine for all exhibitors, except under unusual circumstances, such as a section of the ring becoming unusable due to weather or other causes. The "Fast" and "Slow" portions of the "Heel" exercises must be followed by a "Normal" order before any other order from the Judge.

2) Instructions. The handler enters the ring with the dog on a loose leash and the Judge or Steward will direct the handler to the location where the Heel On Leash exercise will begin. The Working dog and handler should be positioned so that their path does not cross between the Honoring dog and handler. The handler then places the dog in a "Sit" position at the handler's left side in "Heel" position. The Judge asks the handler if he/she has any questions. After the questions are answered, the Judge will ask the handler "Are you ready?" When the handler indicates he/she is ready, the judging will begin. At this point, the Judge orders "Forward." The handler may give either a signal or command instructing the dog to "Heel," but not both. The normal forward motion of the handler's body is a valid signal to the dog to heel, so a Judge may not penalize a handler for failing to give a command. The handler will move at a normal pace with a smooth, natural gait. Each time the order "Halt" is given, the handler will stop and the dog will automatically stop and sit promptly in the correct "Heel" position. This is to be done without any command or signal from the handler to the dog. The dog shall remain sitting in "Heel" position

until the Judge gives the next order to the handler. When the Judge gives the "About Turn" order, the handler shall turn to the right so the dog will have to travel the greater distance. The "Fast" order means the handler approximately doubles his/her normal pace. The "Slow" order means the handler slows his/her normal pace by approximately one-half.

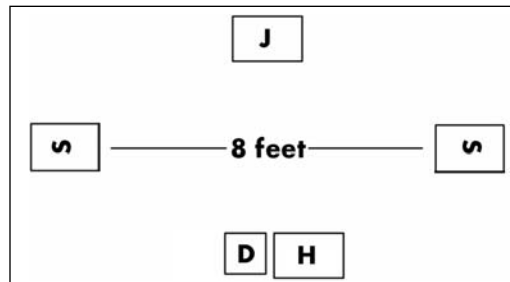
b. Figure Eight exercise. This exercise is done on leash.

1) Judge's orders. The Judge's orders for this exercise are:

- Are you ready?
- Forward.
- Halt.
- Exercise finished.

The dog should do at least one complete pattern before a "Halt" is given. Each team should do the same routine

2) Starting positions. For this exercise, two Stewards stand approximately eight feet apart, facing each other, with their arms crossed in front of them. The Judge stands midway between the Stewards, and some distance back from an imaginary line drawn between the two stewards, facing the exhibitor who stands in the opposite position with the dog sitting in Heel position. (See diagram below.)



3) Instructions. The Judge will ask the handler if he/she is ready before starting the Figure Eight routine. The Figure Eight exercise is done on leash. The Handler first goes forward between the Stewards, and then either counterclockwise around the Steward on his/her left, or clockwise around the Steward on his/her right. Whichever direction the exhibitor chooses, he/she must continue the pattern once it has been established. The handler must move at a normal pace with a smooth, natural gait. The dog must remain in the "Heel" position. At least two patterns around each steward, must be completed during the "Figure Eight," with one "Halt" during the exercise and a "Halt" at the end followed by "Exercise Finished."

c. Scoring Heel On Leash and Figure Eight.

1) Non-qualifying score. The following must be given a non-qualifying score on this exercise:

- a)** Handler giving dog constant or repeated extra commands or signals.
- b)** Handler constantly controlling dog with a tight leash.
- c)** Handler continually adapting pace to dog.

2) Major deduction.

a) A handler who moves forward and then gives a "Heel" command shall be penalized a major deduction.

b) Dog failing to stop and sit automatically each time the handler is ordered to "Halt".

3) Major or minor deductions. Deductions shall be assessed for all of the following. Deductions may be major or minor depending on the extent of the deviation from the ideal.

- a)** Handler giving extra commands or signals.
- b)** Handler or dog failing to change pace at the Judge's order during the heeling part of the exercise.
- c)** Any action on the part of handler or dog causing the leash to tighten.
- d)** Dog moving out of proper heel position before it is given a command or signal from the handler.
- e)** Dog anticipating command or signal.
- f)** Dog crowding the handler, forging, heeling wide, heeling in improper position, lagging, poor sit, sniffing, and any additional heeling imperfections.
- g)** Dog sniffing a Steward during the Figure Eight.

3. Stand For Examination. The primary purpose of this exercise is to demonstrate the dog's ability to stand in place and allow a stranger to examine it without showing resentment or shyness.

a. Judge's orders. The Judge's orders for this exercise are:

- Are you ready?
- Stand your dog and leave when ready.
- Return to your dog.
- Exercise finished.

b. Instructions. The handler will remove the dog's leash and hand it to a steward. At this point the handler will take his/her dog to the location designated by the Judge. The Judge will ask the handler "Are you ready?" When the handler indicates he/she is ready, the Judge will order the handler to "Stand Your Dog and Leave When Ready." The handler may take a reasonable amount of time to stand the dog. The handler may physically set the dog up provided it is done gently. When the handler is ready to leave his/her dog, the handler must be in the Heel position when giving the command and/or signal for the dog to "Stay." The handler's hands must remain off the dog when giving the command,

"Stay." Judging begins when the "Stay" command is given. The handler leaves the dog, walks approximately six feet in front of the dog, turns, and faces the dog. The Judge then approaches the dog from the front, touches the dog's head, back and hindquarters and moves away. The Judge gives the order "Return to Your Dog," the handler walks counter clockwise around the dog and goes to "Heel" position. The handler remains in the "Heel" position and the dog remains standing until the Judge says, "Exercise finished."

c. Scoring Stand For Examination. Judging begins as soon as the handler gives the command and/or signal "Stay," except that deductions shall be assessed for rough treatment in setting up the dog.

1) Non-qualifying score. The following must be given a non-qualifying score on this exercise:

- a)** Handler gives an extra command to "Stay" after leaving the dog.
- b)** The handler holds the dog from moving after giving the "Stay" command.
- c)** The Judge is unable to examine the dog
- d)** The dog growls or snaps. In this situation, the Judge must also comply with the requirements of Section V of this rulebook.
- e)** The dog moves away from the Judge or from the place where it was left, after the "Stay" command, either before or during the exam.
- f)** The dog sits or lies down before or during the examination.

2) Major deductions.

- a)** Dog resists being placed in standing position.
- b)** Handler is unnecessarily rough when standing the dog.
- c)** Handler not in "heel" position when giving the "Stay" command or signal.
- d)** Handler touches the dog while giving the "Stay" command or signal.
- e)** Handler fails to return to "heel" position by walking counterclockwise around the dog.

3) Major or minor deductions. Deductions shall be assessed for all of the following. Deductions may be major or minor depending on the extent of the deviation from the ideal.

- a)** Dog moves its feet after the "Stay" command.
- b)** Dog sits after Judge has examined it but before the "Exercise Finished" order.
- c)** Dog moves a short distance after the "Stay" command and before the "Exercise Finished" order.
- d)** The dog shows shyness or resentment, before, during or after the exam.

4. Heel Off Leash. The primary purpose of this exercise is to demonstrate the capability of the dog and handler to work as a team and the ability of the dog to

stay in the Heel position while off leash. Judge's orders, instructions and scoring for this exercise are the same as for the "Heel On Leash" except that the dog is worked without a leash, the "Figure Eight" exercise is omitted, and the following additional deductions shall be imposed:

a. Non-qualifying score. A dog must be given a non-qualifying score if it "breaks" or leaves the handler's side and cannot regain its composure and resume heeling.

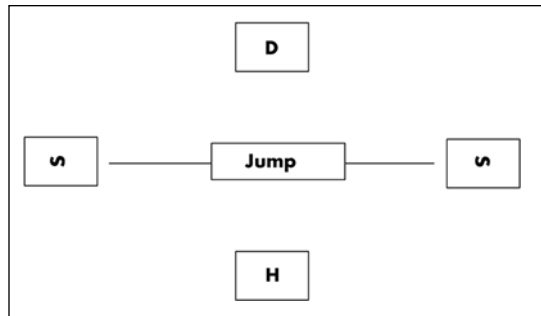
b. Major or minor deduction. A dog that "breaks" or leaves the handler's side but quickly returns to the "heel" position. Deduction may be major or minor depending on the extent of the deviation from the ideal.

5. Recall Over High Jump. The primary purpose of this exercise is to demonstrate the dog's willingness to stay where placed and, when called, to come to its handler immediately when there is an obstacle.

a. Judge's orders. The Judge's orders for this exercise are:

- Are you ready?
- Leave your dog.
- Call your dog.
- Finish
- Exercise finished.

b. Stewards' positions. The Stewards stand facing each other with the jump between them. The Steward's feet are approximately two feet from the base of the jump uprights and in a direct line with the jump. (See diagram below.)



c. Instructions. The dog and handler are initially positioned on one side of the jump, at least 8 feet or more from the jump with the dog sitting in the "Heel" position. The Judge will ask the handler, "Are you ready?" When the handler indicates he/she is ready, judging will begin. On the Judge's order to "Leave your dog," the handler shall give a command and/or signal for the dog to "Stay." The handler walks briskly forward around the jump and stewards, not between them. The dog remains sitting where left by the handler while the handler takes a

position on the other side of the jump, facing and opposite the dog (See diagram above). The handler stands with his/her arms at his/her side, waiting for the order from the Judge to "Call your dog." The handler gives the command and/or signal for the dog to "Come." The dog must start immediately, jump the jump, and sit in the "front" position. The Judge will order the handler to "Finish." The handler will command and/or signal the dog to go to the "Heel" position and sit.

d. Scoring the Recall Over High Jump.

1) Non-qualifying score. The following must be given a non-qualifying score on this exercise:

- a)** Handler gives extra command or signal to "Stay" after leaving the dog's "Heel" position.
- b)** Handler steps over the jump.
- c)** Dog moves from the place where it was left after the handler commands or signals it to "Stay."
- d)** Dog comes before the handler command or signals the dog to "Come."
- e)** Dog fails to come on the first command or signal.
- f)** Dog climbs, uses the jump for assistance or goes around the jump.
- g)** Dog refuses to jump.
- h)** Dog knocks the jump over.
- i)** Dog responds to the "Come" command but fails to come to the handler and sit in front.
- j)** Dog sits more than arm's length from the handler.

2) Major deductions.

- a)** Dog lies down or stands after it is told to "Stay" instead of waiting in the "Sit" position.
- b)** Handler's hands are not at his/her side when he/she calls the dog.
- c)** Dog hesitates before coming or comes too slowly.
- d)** Dog does not come directly to the handler and sit in front.
- e)** Dog fails to "Sit" in the "Front" position of the handler when coming in on the "Recall."
- f)** Dog anticipates the "Finish" command or signal.
- g)** Handler giving extra command and/or signal to "Finish."
- h)** Dog fails to "Finish."
- i)** Dog does not sit in "Heel" position on the "Finish."
- j)** Handler walks between the jump and a steward.

3) Minor deductions.

- a)** Dog is slow coming to the "Front" position.
- b)** Dog is slow in sitting in "Front" or sits in a crooked "Front" position.
- c)** Dog is slow coming to the "Finish" position.
- d)** Dog's "Sit" in "Heel" position is slow or crooked
- e)** Dog touches the handler as it completes the "Come" command or during the "Finish."
- f)** Dog sits between the handler's feet as it com-

pletes the "Come" command.

4) Major or minor deductions. Failure by the dog to make a clean jump must be assessed a major or minor deduction depending on the degree of deviation from a perfect jump.

6. Long Sit group exercise. The principal purpose of this exercise is to demonstrate the dog's ability to "Stay" on command and to remain in the sitting position while in a group of other dogs.

a. Judge's orders. The Judge's orders for this exercise are:

- Are you ready?
- Sit your dogs.
- Leave your dogs.
- Return to your dogs.
- Exercise finished.

b. Group size. All the competing dogs in the class will do this exercise together, except that if there are more than twelve dogs in a class, they shall be judged in groups of at least six and no more than twelve dogs. When two or more divisions of the Novice class are assigned to the same Judge, the divisions may be combined into one or more groups for this exercise, provided the number of dogs in any one group does not exceed twelve.

c. Group Sit Location. The dogs assigned to each group, shall be lined up in numerical order along any side of the ring that does not have an opening. Handlers shall place their armbands, weighted with leashes or other articles if necessary, behind the dogs.

d. Instructions. The Judge will ask the handlers, "Are you ready?" When the handlers indicate they are ready, the judging begins. On the Judge's order to "Sit Your Dogs," handlers will command and/or signal their dogs to "Sit." On the Judge's order to "Leave Your Dogs," handlers will first command and/or signal their dogs to "Stay," and will then immediately and in unison walk to the opposite side of the ring, turn, and stand facing their respective dogs. After one minute has elapsed from the time the Judge ordered the handlers to leave their dogs, the Judge will give the order "Return to Your Dogs." Each handler must promptly walk back toward and past his/her dog, passing the dog on the handler's left side and walking counterclockwise around the back of his/her own dog, to the "Heel" position. The dogs must not move from the sitting position until after the Judge has said, "Exercise Finished." If a dog gets up and starts to roam, the Judge shall order the handler or one of the Stewards to take the dog to a designated location away from the other dogs, so it will not disturb the other dogs. The Judge shall not give the order "Exercise Finished" until all handlers have had rea-

sonable time to return to the "Heel" position.

e. Handler requirements. Handlers must stand and remain quiet, at the opposite side of the ring during the exercise. Handlers must not engage in conversation with fellow exhibitors, or persons outside of the Obedience ring.

f. Scoring the Long Sit group exercise. Scoring of this exercise starts after the Judge has given the "Leave Your Dogs" order, except that deductions will be made for such things as rough treatment of a dog by its handler or active resistance by a dog to its handler's attempts to make it sit.

1) Non-qualifying score. The following must be given a non-qualifying score on this exercise:

a) The dog refuses to respond to more than two commands and/or signals to "Sit."

b) The handler forces the dog into a "Sit" position by pushing or pulling on the collar, or who treats a dog roughly. If the treatment is sufficiently rough, the Judge may elect to excuse the dog and handler for abusing the dog in the ring.

Serious abuse must be treated as misconduct under Section VII of this rulebook.

c) Dog not in the "Sit" position when handler leaves the dog's "Heel" position.

d) Handler gives an extra command or signal to "Sit" or "Stay" after leaving the dog's "Heel" position.

e) Dog does not remain sitting or moves a substantial distance away from the place where it was left.

f) Dog disturbs another dog.

g) Dog repeatedly whines or barks.

h) Dog stands up or lies down at any time before the handler returns and walks behind the dog.

2) Major deductions.

a) Handler gives dog an extra command to "Sit" prior to leaving "Heel" position.

b) Handler lightly touches the dog to get it into the sit position before leaving.

c) Rough treatment of a dog by the handler.

d) Dog moves a short distance away from the place where it was left.

e) Handler fails to walk counterclockwise around the dog when returning to "Heel" position.

f) Dog lies down, crawls, stands up or walks forward anytime after the handler walks behind the dog but before the Judge says "Exercise Finished."

3) Major or minor deductions. Deductions shall be assessed for all of the following. Deductions may be major or minor depending on the extent of the deviation from the ideal.

a) Dog makes minor movements out of position after the handler is in "Heel" position but before the Judge orders "Exercise Finished."

- b)** Dog whines or barks.
- c)** Handler does not stand and remain quiet at the opposite side of the ring during this exercise.

XXXII. Rules and exercises for the Open class.

A. General rules.

1. Dogs must enter and leave the ring on leash. Once in the ring, the handler of the working dog is to remove the leash.

2. The handler must not guide the dog by its collar or its body during and between the Open exercises. Each infraction is a major deduction.

B. Open exercises.

1. Honor exercise. The primary element of this exercise is to demonstrate the Honoring dog's ability to remain in the down position with its handler out of sight and while distracted by the presence of the Working dog.

a. Judge's orders. The Judge's orders for this exercise are identical to those given in the Novice Honor Exercise except that the "Return To Your Dog" order is conveyed to a Steward instead of directly to the handler.

b. Instructions. Prior to the start of this class, the judge will designate a location for the "Honor" exercise. The Honoring dog will be placed close enough to the path of the Working dog to expose the Honoring dog to distractions from the Working dog, yet not so close to the path of the Working dog that it interferes with the Working dog and handler or the Judge. The Honoring dog shall enter the ring just before the Working dog. The Judge or Steward will direct the handler to the location where the Honor exercise shall take place. The Honoring dog will be placed on a "Sit" in "Heel" position and the Honoring dog's handler will remove his/her armband and the dog's leash and place them behind the dog. The Judge asks the handler if he/she has any questions. After the questions are answered, the Judge will ask the handler, "Are you ready?" When the handler indicates he/she is ready, the judging begins. Before the Working dog begins the "Heel off Leash" exercise, the Judge will give the handler of the Honoring dog the order to "Down" the dog. The Honoring dog may be placed on the "Down" with a command, a signal or both. When the Honoring dog is on the "Down," the Judge will order the handler to "Leave Your Dog." The Handler will command and/or signal the dog to stay. The handler will then leave the ring and stand out of the dog's sight, either behind a barrier or in another room. After the completion of the Figure Eight exercise by the Working dog, the Judge will tell a Steward to convey his/her "Return To Your Dog" order to the handler of the Honoring dog. When the handler

returns to the Honoring dog, he/she must walk in a counter-clockwise circle behind the dog, and go to the "Heel" position. The handler will not release the Honoring dog until the Judge says "Exercise Finished." Upon completion of the Honoring Exercise, the Honoring dog will be put back on leash and released from the ring. A Steward may assist the Judge as needed in watching the Honoring dog.

c. Scoring the Honor exercise. Scoring for the Open class "Honor" exercises is identical to the scoring of the "Honor" exercises in the Novice class.

2. Heel Off Leash and Figure Eight. The primary purposes of these exercises are to demonstrate the ability of the dog and handler to work smoothly as a team and the ability of the dog to stay in the heel position while off leash.

a. Heel Off Leash exercise.

1) Judge's orders. The Judge's orders for this exercise are identical to those given in the Novice "Heel on Leash" exercise.

2) Walking steward. During the "Heel off Leash" portion of this exercise, a Steward shall be used as a distraction. The purpose of this distraction is to simulate the real-life situation of walking a dog on a street or public sidewalk and encountering a stranger. The Steward will walk the pattern called by the Judge for the Working dog and handler, except in reverse and on the inside of the pattern walked by the Working dog so that the Walking Steward will meet the oncoming Working dog and handler. The Steward must walk at a normal pace ignoring the orders given to the handler to "Halt" or change pace. The Steward will make "about turns" at each end of the ring so that the Steward will meet the Working dog and handler twice during the "Heel off Leash" exercise. A Walking steward will not be used during the Figure Eight exercise.

3) Instructions. Instructions for this exercise are identical to the "Heel on Leash" exercises in the Novice class, except that the exercises are done with the dog off leash.

b. Figure Eight exercise.

1) Judge's orders. The Judge's orders for this exercise are identical to those given in the Novice "Figure Eight" exercise.

2) Instructions. Instructions for this exercise are identical to the "Figure Eight" exercises in the Novice class, except that the exercises are done with the dog off leash.

c. Scoring Heel Off Leash and Figure Eight.

Scoring for the Open class "Heel off Leash" and "Figure Eight" exercises is identical to the scoring of the "Heel on Leash," "Figure Eight" and "Heel off

Leash" exercises in the Novice class, except that there are no "leash-related" deductions for this exercise.

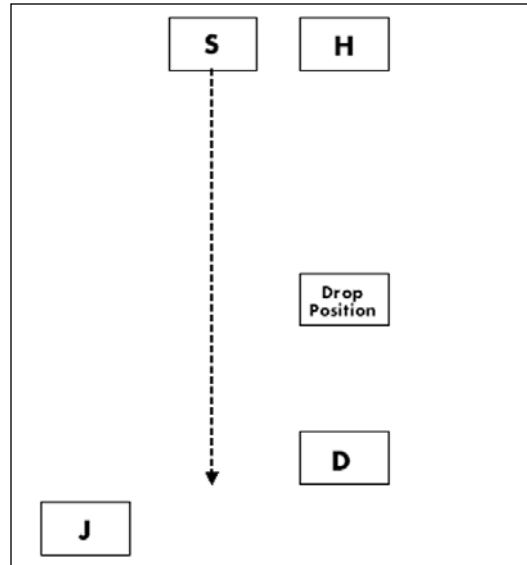
3. Drop On Recall exercise. The primary purposes of this exercise are to demonstrate the dog's ability to respond to the handler's first command and/or signal to the following: To come on a single command and/or signal, to drop to a "Down" position on the handler's first command and/or signal, to remain in the "Down" position when approached by the Walking Steward, and to come directly and immediately to the handler and sit in the "Front" position on the handler's first command and/or signal. After the dog is sitting in the "Front" position, the Judge will order the handler to "Finish" and the handler will then command and/or signal the dog to return to the "Heel" position.

a. Judge's orders. The Judge's orders for this exercise are:

- Are you ready?
- Leave your dog.
- Call your dog.
- Drop.
- Call.
- Finish.
- Exercise finished.

b. Walking steward. A Walking steward will be used during the "Drop" portion of this exercise to provide the distraction of a stranger approaching while the dog is in a submissive position. At the beginning of this exercise, the Walking steward will stand facing the working dog and handler from the opposite side of the ring. Once the Judge has ordered the handler to "Leave Your Dog," the handler will walk to the opposite side of the ring, stand in the area designated by the Judge, and turn to face the dog. The steward should stand facing the same direction as the handler. The steward normally stands on the same side as the Judge about 3-5 feet from handler's side, and in a position so as to not interfere with the handler's commands or signals to his/her dog. Once the handler has given the "Drop" command and/or signal and the dog is in the "Down" position, the Judge will order or signal the Steward to begin walking in a straight line past the dog. The Steward should walk at a normal pace and must not give any signals or verbal commands to the dog. The Steward will walk past the dog without blocking the handler's view of the dog. Once the Steward has passed the dog, the Steward will continue walking in same direction until he/she reaches the line where the dog was left sitting at the beginning of the exercise.

c. Instructions. The handler and dog move to the position designated by the Judge. The handler then places the dog in a "Sit" in the heel position. The Judge will ask the handler, "Are you ready?" When the



handler indicates he/she is ready, the judging begins. On order from the Judge to "Leave Your Dog," the handler gives the command and/or signal to "Stay." The handler then walks directly away from the dog approximately 30 to 40 feet to a location designated by the Judge, turns around and faces the dog. Unless the layout of the ring makes it impossible, the Judge must be in a position out of the dog's sight during the "Call Your Dog," "Drop" and "Call" portions of this exercise. When the Judge orders or signals the handler to "Call Your Dog," the handler will stand with his/her arms at his/her side and give the command and/or signal for the dog to "Come." The dog must come on the first command and/or signal, at a quick pace and with no hesitation. The Judge will order and/or signal the handler to "Drop" his/her dog. The handler will give the command and/or signal for the dog to "Drop." The dog must go to the "Down" position immediately and remain in the "Down" position while the Walking Steward approaches and walks past the dog. When the Judge gives the order and/or signal to "Call," the handler will use a command and/or signal to call the dog to the front position. The dog must come immediately and sit in the "Front" position. The Judge will order the handler to "Finish." The handler will give the command and/or signal to the dog to return to the "Heel" position.

d. Scoring Drop on Recall exercise. Scoring for the Open class "Drop on Recall" exercise is identical to the scoring of the "Recall" exercise in the Novice class, except that there are no "jump-related"

deductions for this exercise and the following additional deductions shall be imposed:

1) Non-qualifying scores.

- a)** Dog anticipates the "Drop" command.
- b)** Dog fails to drop on the first command and/or signal.
- c)** Dog breaks the down position before being called by the handler.
- d)** Handler gives the "Drop" command before being ordered by the Judge.
- e)** Handler gives command and/or signal to drop but dog travels a substantial distance before dropping.
- f)** Dog fails to "Come," after the "drop," on the first command and/or signal.

2) Major deductions.

- a)** Dog drops slowly on command or travels a short distance before dropping.

3) Major or minor deductions. A dog that does not come directly to the handler after being called from the "Drop" position shall be assessed a major or a minor deduction, depending on the degree of deviation from the most direct route.

4. Retrieve On Flat. The primary purposes of this exercise are to demonstrate the dog's willingness to retrieve a thrown dumbbell, return to and sit in front of the handler, release the dumbbell to the handler's hand and return to the "Heel" position when commanded.

a. Equipment. This exercise requires a dumbbell. The dumbbell must conform to the requirements in Section XXI, paragraph B.3.

b. Judge's orders. The Judge's orders for this exercise are:

- Are you ready?
- Throw it.
- Send your dog.
- Take it.
- Finish.
- Exercise finished.

c. Instructions. The Judge will ask the handler, "Are you ready?" When the handler indicates he/she is ready, the judging begins. The exercise begins with the dog sitting in the "Heel" position and the handler holding the dumbbell. When the Judge orders the handler to throw the dumbbell, the handler may command and/or signal the dog to "Stay" before throwing the dumbbell to the place indicated by the Judge. When the Judge gives the order to "Send your Dog," the handler gives the command and/or signal to the dog to go out and retrieve the dumbbell. The dog must not leave until the command and/or signal is given. The dog must retrieve the dumbbell quickly,

return it to the handler, and sit in the "Front" position. When the Judge gives the order to "Take It," the handler gives the command and/or signal to release the dumbbell. When the dog has released the dumbbell, the Judge will give the order to "Finish" and the handler will then command and/or signal the dog to go to "Heel" position. If the dumbbell goes out of the ring, lands in a position or place where the dog does not have a reasonable chance of retrieving it, is not thrown far enough from the handler, or is thrown too far, the Judge may have the handler throw the dumbbell again. If the handler is required to throw the dumbbell a second time, he/she may elect to reposition the dog.

d. Scoring Retrieve On Flat. Scoring for the Open class "Retrieve on Flat" will include those non-jump related Major and Minor deductions in the "Recall" exercise in the Novice class and the following additional deductions shall be imposed:

1) Non-qualifying scores.

- a)** Dog goes after the dumbbell before command and/or signal.
- b)** Dog refuses to go out on the first command and/or signal
- c)** Dog does not retrieve the dumbbell on the first command and/or signal.
- d)** Dog does not return to the handler.
- e)** Dog does not return with the dumbbell.
- f)** Dog refuses to release dumbbell to handler.

2) Major or minor deductions.

- a)** Dog is slow going to or returning from retrieving the dumbbell.
- b)** Dog drops, plays with or "mouths" the dumbbell.
- c)** Dog is reluctant to release the dumbbell to the handler.
- d)** Failure by the dog to go directly to and return directly from the dumbbell shall be assessed a major or minor deduction depending on the degree of deviation from the most direct route.

5. Retrieve Over High Jump. The primary purposes of this exercise are to demonstrate the dog's willingness to jump over the high jump, retrieve a thrown dumbbell, return over the high jump with the dumbbell, sit in front of the handler, release the dumbbell to the handler's hand, and return to the "Heel" position when commanded.

a. Judge's orders. The Judge's orders for this exercise are:

- Are you ready?
- Throw it.
- Send your dog.
- Take it.
- Finish.
- Exercise finished.

b. Equipment. This exercise requires a dumbbell and a high jump. The dumbbell must conform to the requirements in Section XXIII, paragraph B.3. The high jump may be constructed of any suitable material but must conform to the specifications in the illustration found in this rulebook.

c. Instructions. At the start of this exercise, the handler and dog must be least eight feet from the jump with the dog sitting in "Heel" position. The handler must remain in the position from where he sends the dog. The retrieve is essentially the same as the Retrieve on Flat, except the dog must jump the High Jump both going for and returning with the dumbbell.

d. Scoring Retrieve Over High Jump. Scoring for the Open class "Retrieve over High Jump" exercise is identical to the scoring of the "Recall" exercise in the Novice class and the Open Class "Retrieve on Flat" exercises. In addition, the following additional deductions shall be imposed:

1) Non-qualifying scores.

a) Dog does not go over the high jump both when fetching and retrieving.

6. Broad Jump. The primary purposes of this exercise are to demonstrate the dog's willingness to "Sit" and "Stay," to jump a broad jump, return to a "Front" position, and to return to "Heel" position on command.

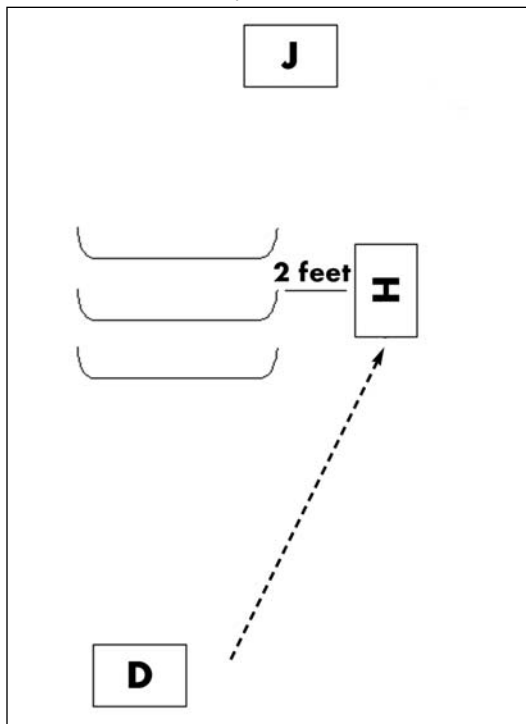
a. Judge's orders. The Judge's orders for this exercise are:

- Are you ready?
- Leave your dog.
- Send your dog.
- Finish.
- Exercise finished.

b. Equipment. This exercise requires a broad jump. The broad jump may be constructed of any suitable material but must conform to the specifications in the illustration in this rulebook.

c. Instructions. When this exercise begins, the handler and dog will be no closer than eight feet from and facing the lowest board of the broad jump. The Judge will ask the handler, "Are you ready?" When the handler indicates he/she is ready, the judging begins. When the Judge gives the order "Leave your dog," the handler will give his/her dog a command and/or signal to "Stay." The handler leaves the dog, walks to the right side of the broad jump, turns to his/her left and stands anyplace between the lowest edge of the low board and the highest edge of the last board, facing the jump. The toes of the handler must be approximately two feet away from the edge of the boards. Upon order from the judge to "Send your dog," the handler will give a command and/or signal for the dog to jump. The dog must jump completely across

the boards without touching them. When the dog is in the air, the handler turns in place, 90 degrees to his/her right and remains in that spot. Upon landing, the dog must, without command or signal, turn, come to the handler, and sit in the "Front" position. When the Judge gives the order or signal to "Finish," the handler gives the command and/or signal to the dog to return to the "Heel" position.



d. Scoring Broad Jump. Scoring for the Open class "Broad Jump" exercise is identical to the scoring of the "Recall" exercise in the Novice class and the following additional deductions shall be imposed:

1) Non-qualifying scores.

- a)** Dog does not "Stay" until it is given the command and/or signal to jump.
- b)** Dog does not jump on the first command and/or signal.
- c)** Dog does not clear the entire distance of the Jump with its front legs.
- d)** Dog's rear legs walk through any part of the jump.
- e)** Dog jumps the broad jump but fails to return to the handler.

2) Major deductions. A major deduction will be assessed if the dog hits the last board with its back legs.

3) Major or minor deductions. A dog that jumps the broad jump but does not come directly to the handler and sit in the "Front" position shall be assessed a major or a minor deduction, depending on the extent of the deviation.

7. Long Group Sit exercise.

a. Judge's orders. The Judge's orders for this exercise are:

- Are you ready?
- Sit your dogs.
- Leave your dogs.
- Return to Your Dogs.
- Exercise finished.

b. Group size. All the competing dogs in the class will do this exercise together, except that if there are more than twelve dogs in a class, they shall be judged in groups of at least six and no more than twelve dogs. When two or more divisions of the Open class are assigned to the same Judge, the divisions may be combined into one or more groups for this exercise, provided the number of dogs in any one group does not exceed twelve.

c. Group Sit location. The dogs assigned to each group, shall be lined up in numerical order along any side of the ring that does not have an opening. Handlers shall place their armbands, weighted with leashes or other articles if necessary, behind the dogs.

d. Instructions. The Judge will ask the handlers, "Are you ready?" When the handlers indicate they are ready, the judging begins. On the Judge's order to "Sit Your Dogs," handlers will command and/or signal their dogs to "Sit." On the Judge's order to "Leave Your Dogs," handlers will first command and/or signal their dogs to "Stay," and will then immediately and in unison walk to the opposite side of the ring, turn, and follow a steward out of the ring to an area out of the sight of their dogs. After three minutes have elapsed from the time the Judge ordered the handlers to leave their dogs, the Judge will signal the steward to instruct the handlers to return. The handlers are not to return ahead of the steward. When the handlers return to the ring, each must line up on the side of the ring opposite and facing his/her own dog. When the Judge gives the order to "Return to Your Dogs," each handler must promptly walk back toward and past his/her dog, passing the dog on the handler's left side and walking counterclockwise around the back of the dog, to the "Heel" position. The dogs must not move from the sitting position until after the Judge has said, "Exercise Finished." The Judge shall not give the order "Exercise Finished" until all handlers have had reasonable time to return to the "Heel" position.

e. Scoring the Long Sit Group exercise. This exercise is scored exactly the same as the Long Sit Group Exercise in the Novice class.

XXXIII. Rules and exercises for the Utility classes.

A. General Rules.

1. Dogs shall enter and leave the ring on leash. Once in the ring, the handler is to remove the leash.

2. The dog is to respond to either voice commands or signals during and between Utility exercises so no handler may guide the dog by its collar or its body. Each infraction is a major deduction.

3. Except in the "Signal" exercise, a handler may command or signal a dog to "Finish," but may not do both.

B. Utility Exercises.

1. Signal and Heeling exercise. The primary purposes of this exercise are to demonstrate the ability of the dog to heel, stand, stay, drop, sit and come in response to hand signals from the handler.

a. Judge's Orders. The Judge's orders for this exercise are:

- Are you ready?
- Forward.
- Left turn.
- Right turn.
- About turn.
- Halt.
- Slow.
- Normal.
- Fast.
- Stand your dog.
- Leave your dog.
- Exercise finished.

After the "Forward" command, these commands may be given in any sequence the Judge deems appropriate except the commands to "Stand Your Dog" and "Leave Your Dog" will be the last commands for the heeling portion of this exercise. The sequence of orders must be the same for each handler.

b. Judge's Signals. The Judge's signals for this exercise are:

- Down.
- Sit.
- Call.
- Finish.

Unless the layout of the ring makes it impossible, the Judge must be out of the dog's line of sight while giving signals to the handler. The sequence of signals must be the same for each handler.

c. Handler's signals. The handler's signals for this exercise are:

- Heel.
- Stand.

- Stay.
- Down.
- Sit.
- Come.
- Finish.

d. Instructions. The Judge will ask the handler, "Are you ready?" When the handler indicates he/she is ready, the judging begins. When the Judge gives the "Forward" order, the handler will signal the dog to heel and the team will begin walking the heeling pattern called by the Judge. The heeling pattern must have at least one "right turn," one "left turn," one "about turn," both changes of pace and one "halt" before the "Stand your Dog" order is given. Upon order from the Judge to "Stand Your Dog," the handler will halt, giving the dog a hand signal to "Stand," to which the dog must immediately respond by halting and standing in the "heel position." When the Judge gives the order to "Leave Your Dog," the handler will signal the dog to "Stay," walk to the opposite side of the ring, turn, and face the dog, which must remain standing in position. The Judge will then begin the sequence of signals to the handler who must, in turn, signal his/her dog to "Down," "Sit," "Come," and "Finish." The dog must immediately respond to each signal when given by the handler to "Down" in place, "Sit," in place, "Come" to the "Front" position and "Finish" in the "Heel" position. When the dog has "Finished," the Judge will give the "Exercise Finished" command.

e. Scoring Signal and Heeling Exercise. Scoring for the Utility class "Signal and Heeling" exercise includes the scoring deductions found under the "Heel on Leash and Figure Eight" and "Recall" exercises in the Novice class except that there are no leash- or jump-related deductions for this exercise and the following additional deductions shall be imposed:

1) Non-qualifying scores.

- a)** Handler gives an audible command or signal during portions of this exercise.
- b)** Handler gives the dog more than two signals to heel.
- c)** Dog fails to stay where left by the handler.
- d)** Dog fails to "Stand" or remain standing where left after a single signal from handler.
- e)** Dog anticipates the "Down," "Sit" or "Come."
- f)** Dog fails to "Down," "Sit," "Stay," or "Come" on the first appropriate signal from handler.

2) Major deductions.

- a)** Handler gives dog a second "heeling" signal.
- b)** Dog is slow to respond to the handlers signal to "Down," and/or "Sit," and/or "Stay," and/or "Come" and/or "Finish."

3) Major or minor deductions. Deductions shall be assessed for all of the following. Deductions may be major or minor depending on the extent of the deviation from the ideal.

a) Dog "Stands," "Downs," or "Sits" in response to the Handler's signal, but continues to move forward.

b) Handler holds the signal too long.

2. Scent Discrimination. The primary purposes of this exercise are to demonstrate the dog's ability to select the handler's article from a choice of five articles by detecting the handler's scent on his/her article, and to return with the correct article to the handler.

a. Equipment. The handler is to have five identical scent articles that conform to the requirements of Section XXIII, paragraph B.4.

b. Judge's Orders. The Judge's orders for this exercise are:

- Are you ready?
- About turn.
- Send your dog.
- Take it.
- Finish.
- Exercise finished.

c. Instructions. The Steward will bring the bag or container of five numbered articles into the ring and present them to the Judge for approval. The Judge will tell the Steward and the handler the number of the article that the handler must "scent." The designated article must then be removed from the bag or container without being touched by the Judge or Steward and given to the handler. The scented article must not come into contact with the Judge, Steward or any other person during this exercise. The handler, with his/her dog in heel position, will turn his/her back while the Judge or Steward places remaining scent articles on the ground approximately 15 feet from the handler and approximately six to 12 inches apart. These remaining articles may be scented by the Judge or Steward before being placed on the ground. If this is done, all articles must be scented by the same person. While the extra articles are being placed on the ground, the handler while "scenting" the designated article by rubbing it with his/her hands will indicate to the judge their choice of either option #1 or option #2 that he/she will use in sending his/her dog to the article pile. The Judge will ask the handler, "Are you ready?" When the handler indicates he/she is ready, the judging begins. When the handler is ready, he/she will place the "scented" article on the Judge's clipboard or other neutral surface provided by the Judge, who in turn will place the "scented" article among the other articles. Once the scented article has been placed, the Judge will give the "About Turn" order. When the Judge gives the "About Turn"

order, the handler may reach down and allow the dog to sniff his/her hand and immediately return to normal position. The handler will do a right "About Turn" and wait with the dog sitting in the "Heel" position for the Judge's order giving the command to send the dog. When the Judge orders "Send Your Dog," the handler then sends the dog by a signal and/or command to the pile of articles. The dog must leave the handler's side immediately, retrieve and return with the correct article and sit in the "Front" position. When the Judge gives the order to "Take It," the handler gives the command and/or signal to release the article. The dog must release the article and remain in the "Front" position until told to "Finish." When the Judge gives the command to "Finish," the handler must give a command or signal to the dog to "Finish." The dog must immediately return to the "Heel" position, sit and stay until the Judge orders "Exercise Finished."

Option 1. When the Judge gives the "About Turn" order, the handler may reach down and allow the dog to sniff his/her hand and immediately return to normal position. The handler will do a right about turn and simultaneously send his/her dog to the article pile without any further orders from the judge. The dog must go directly to the article pile without stopping after the about turn as in Option 2. The handler may send the dog by a signal and/or command to the pile of articles. Penalties for not stopping or not sitting following the about turn are not to be imposed. Major or minor penalties will be imposed for poor and/or wide turns.

Option 2. When the Judge gives the "About Turn" order, the handler may reach down and allow the dog to sniff his/her hand and immediately return to normal position. The handler will do a right about turn and stop, the dog must turn with the handler and sit in "heel" position and await the order from the Judge to "Send Your Dog." When the Judge orders "Send Your Dog," the handler then sends the dog by a signal and/or command to the pile of articles.

d. Special instructions for outdoor trials. At outdoor trials only, a Judge who determines that the grass in the ring is so long that small dogs may not be able to see the articles may allow the dog and handler to face the articles as they are being placed. This determination must be made before the class begins and will be the same for each dog in the class. After the articles have been placed the handler and dog will turn away from the pile of articles and wait for the Judge's orders.

e. Scoring Scent Discrimination. Scoring for the

Utility class "Scent Discrimination" exercise includes:

- The scoring deductions found under the "Recall" exercise in the Novice class, except that there are no "jump-related" deductions for this exercise, and
- The scoring deductions found in the Open "Retrieve on Flat" exercise, except that any references made to a dumbbell in the Open class shall apply to the article for this Utility exercise.

The following additional deductions shall be imposed:

1) Non-qualifying scores both options.

- a)** Dog retrieves the wrong article or fails to retrieve.
- b)** Dog does not go to the article pile using the option declared by the handler.

2) Major deductions.

- a)** A major deduction shall be assessed each time the dog picks up the wrong article even though it immediately drops it and then brings the correct article.
- b)** Handler uses both a command and signal for the dog to "Finish."

3) Major or minor deductions. Deductions shall be assessed for all of the following. Deductions may be major or minor depending on the extent of the deviation from the ideal.

- a)** Dog is slow, does not work continuously, or is inattentive. A slow dog that works continuously should not be penalized unless it takes more time to find the scented article than the Judge in his/her discretion believes is reasonable.
- b)** Handler holds the signal too long.

4) Option #1-Non-qualifying scores.

- a)** Dog stops or sits after the "About Turn".
- b)** Handler commands his/her dog to sit after the "About Turn."

5) Major or minor deductions. Deductions shall be assessed for the following. Deductions may be major or minor depending on the extent of the deviation from the ideal.

- a)** Dog's "About Turn" is poor or wide.

6) Option #2 Non-qualifying scores.

- a)** Dog does not stop and sit after the "About Turn."
- b)** Handler sends his/her dog after turning around but before the Judge has given the order to "Send Your Dog."

7) Major deductions.

- a)** Handler commands his/her dog to sit after the "About Turn."
- b)** Dog stops but does not sit after the "About Turn" and before being sent.

8) Major or minor deductions. Deductions shall be assessed for all of the following. Deductions may be major or minor depending on the extent of the deviation from the ideal.

- a)** Dog's sit following the "About Turn" com-

mand is slow or crooked.

3. Directed Marked Retrieve. The primary purposes of this exercise are to demonstrate the dog's ability to follow a straight line out from the handler's "mark" signal to a designated glove, retrieve the glove, and to return the glove to the handler.

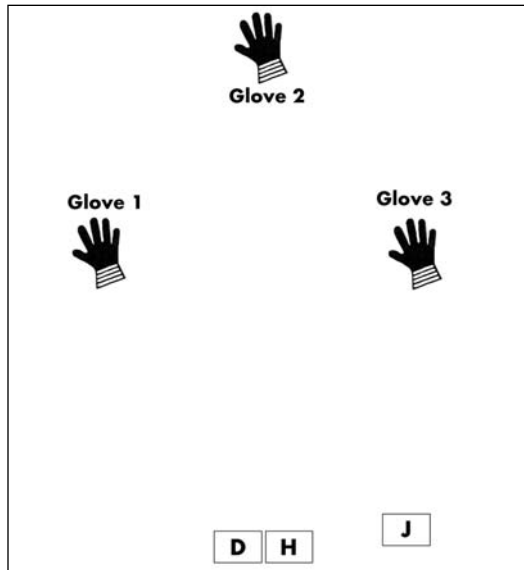
a. Equipment. The handler is to have three gloves that conform to the requirements of Section XXIII, paragraph B.5.

b. Judge's Orders. The Judge's orders for this exercise are:

- Are you ready?
- Glove 1, Glove 2 or Glove 3.
- Take it.
- Finish.
- Exercise Finished.

c. Glove placement and numerical order.

With the handler and dog positioned as indicated in the diagram below, a Steward will lay out Gloves 1, 2 and 3 from left to right.



Glove 1 must be placed on the handler's left side of the ring, next to the ring barrier and approximately 20 feet from the far left ring corner. Glove 2 (also referred to as the center glove) must be placed next to the ring barrier facing and directly across from the dog and handler. Glove 3 must be placed on the handler's right side of the ring, next to the ring barrier, approximately 20 feet from the far right ring corner, and directly across from Glove 1.

d. Instructions. The Judge must stand in such a position on either side of the handler and dog so as

not to obstruct the handler's view of the gloves or interfere with any of the handler's signals given to the dog. At the beginning of the exercise, the handler stands on the centerline of the ring near the ring barrier opposite Glove 2, with the dog sitting in heel position. After the Steward has placed the gloves, the Judge will ask the handler, "Are you ready?" When the handler indicates he/she is ready, the judging begins. The Judge will tell the handler which one of the three gloves must be retrieved by the dog. If the Judge selects Glove 1 or Glove 3, when ready and without any further commands from the Judge, the handler must either pivot directly to face the designated glove, or make a circular turn in the opposite direction stopping when he/she is facing the designated glove. At no time may the handler step toward the designated glove while turning. Once the handler has stopped and is facing the designated glove with the dog sitting in "heel" position, the handler must use his/her left hand to mark a straight line of sight from the dog to the designated glove. If necessary, the handler may bend at the waist or knees before giving the mark. While holding the "mark", once it has been set, the handler must use only a voice command in sending the dog to retrieve the designated glove. The dog must go directly to the correct glove, pick it up, return with it, and sit in the "Front" position. When the Judge gives the order to "Take It," the dog must easily release the glove to the handler. When the Judge gives the order to "Finish," the handler must command or signal the dog to return to the "Heel" position and sit.

e. Scoring the Directed Marked Retrieve.

Scoring for the Utility class "Directed Marked Retrieve" exercise includes:

- The scoring deductions found under the "Recall" exercise in the Novice class, except that there are no "jump-related" deductions for this exercise, and
- The scoring deductions found in the Open "Retrieve on Flat" exercise, except that any references made to a dumbbell in the Open class shall apply to the glove for this Utility exercise.

The following additional deductions shall be imposed:

1) Non-qualifying scores.

- a)** Handler fails to mark the designated glove
- b)** Handler gives a signal when sending dog to glove
- c)** Handler marks a glove other than the one indicated by the Judge for the dog to retrieve.
- d)** Dog retrieves the wrong glove.
- e)** Dog fails to return promptly.

2) Major deductions.

- a)** Dog fails to sit in the "Heel" position after the pivot but before being sent on the retrieve.
- b)** Handler uses both a command and signal for

the dog to "Finish."

3) Major or minor deductions. Deductions shall be assessed for all of the following. Deductions may be major or minor depending on the extent of the deviation from the ideal.

a) Handler bumps or touches the dog while getting into position for the glove retrieve.

b) Dog has a crooked sit after the pivot when getting into position for the glove retrieve.

c) The dog shall be assessed a penalty for each deviation from the most direct route, going to or returning from the designated glove, depending upon the severity of deviation.

4. Directed Signal Retrieve. The primary purpose of this exercise is to demonstrate the dog's ability to follow a straight line out from the handler's position to a designated spot, to retrieve a glove designated by the handler's signal, and to return the glove to the handler. This exercise must always follow immediately after the Directed Marked Retrieve, however, the Judge has the option to rotate the order of the gloves to be retrieved by each dog.

a. Equipment. The handler is to have three gloves that conform to the requirements of Section, XXIII paragraph B.5.

b. Judge's Orders. The Judge's orders for this exercise are:

- Are you ready?
- Send your dog.
- Glove 1, Glove 2 or Glove 3.
- Take It.
- Finish.
- Exercise Finished.

c. Glove placement and numerical order. Glove placement and order is identical to that in the Directed Marked Retrieve exercise. Before beginning this exercise, dog and handler will assume the same position as at the start of the Directed Marked Retrieve exercise. While they watch, a Steward will replace the glove that was retrieved during the previous exercise.

d. Instructions. Before the exercise begins, the Judge designates the spot where the dog must "Stop and Sit." This spot **must** be straight in front of the handler and halfway between the position of the handler and Glove 2. The Judge will ask the handler, "Are you ready?" When the handler indicates he/she is ready, the judging begins. When the Judge gives the order "Send Your Dog," the handler will command and/or signal the dog toward the spot designated by the Judge. When the dog reaches the spot, the handler must give the dog a command to stop and sit without further instruction from the Judge. The dog must stop immediately, turn and sit, but not nec-

essarily square to the handler. Once the dog has stopped, the Judge will tell the handler which glove the dog is to retrieve. The Judge has the option to rotate the order of the gloves to be retrieved by each dog. The handler must give a signal, **which may include a command**, for the dog to retrieve the designated glove. The dog must retrieve the correct glove, pick it up, return to the handler and sit in the "Front" position. If the designated glove is Glove 1 or Glove 3, the handler may pivot his/her body toward the designated glove while the dog is moving toward the glove so the dog has a direct line of return on the retrieve. When the Judge gives the order to "Take It," the dog must easily release the glove to the handler. When the Judge gives the order to "Finish," the handler must command or signal the dog to return to the "Heel" position and sit.

e. Scoring the Directed Signal Retrieve.

Scoring for the Utility class "Directed Signal Retrieve" exercise includes:

- The scoring deductions found under the "Recall" exercise in the Novice class, except that there are no "jump-related" deductions for this exercise, and
- The scoring deductions found in the Open "Retrieve on Flat" exercise, except that any references made to a dumbbell in the Open class shall apply to the glove for this Utility exercise.

Penalties in Points for Off Center Sits/Stops

	10 Feet	20 Feet	30 Feet			
	NQ	5	5	NQ	End of Ring	
	5	4	3	3	4	Three Fourths Length of Ring
		3	No Ded	No Ded	3	
	4	3	No Ded	No Ded	3	Middle of Ring
		4	3	3	4	
	NQ	NQ	NQ	NQ	One Fourth Length of Ring	
	Center Line					

Using the graph above, the following additional deductions shall be imposed:

1) Non-qualifying scores.

- a)** Dog anticipates command to go out to the designated sitting position.
- b)** Dog stops, turns or sits without a command from the handler.
- c)** Dog fails to stop on the handlers command,

within the qualifying area

d) Handler gives a second "Sit" command after sending the dog to the designated sitting area

e) Dog anticipates the handlers signal to retrieve the designated glove.

f) Handler gives command to retrieve the glove without giving a signal.

g) After stopping in the designated area, dog walks out of or leaves the qualifying area without a command from the handler.

2) Major deductions.

a) Dog fails to sit on the first command.

b) Handler using both a command and signal to finish.

3) Major or minor deductions. Deductions shall be assessed for all of the following. Deductions may be major or minor depending on the extent of the deviation from the ideal.

a) The dog sits outside of the ideal sitting position.

b) The dog that fails to stop on the first command, within the ideal sitting position.

c) Dog stops on command within the designated sitting position, turns to face the handler but fails to sit and begins to walk toward the handler.

d) After stopping in the designated area, dog walks out of or leaves the ideal position.

e) Handler holds the signal too long.

f) The dog shall be assessed a penalty for each deviation from the most direct route, going to or returning from the designated glove, depending upon the severity of deviation.

g) The dog shall be assessed a penalty if it does not sit directly in front of the handler upon its return, depending upon the severity of deviation.

5. Consecutive Recall. The primary purpose of this exercise is to demonstrate the dog's ability to respond promptly to two consecutive recalls, one with a drop and one without a drop, without anticipating the handler's commands.

a. Judge's Orders. The Judge's orders for Part 1 of this exercise are:

- Are you ready?
- Leave your dog.
- Call your dog.
- Drop.
- Call your dog.
- Finish.

The Judge's orders for Part 2 of this exercise are:

- Leave your dog.
- Call your dog.
- Finish.
- Exercise finished.

b. Instructions. Prior to the start of this exercise the

Judge will designate a starting position for the "Consecutive Recalls." The Judge will ask the handler, "Are you ready?" When the handler indicates he/she is ready, the judging begins.

When part one of this exercise begins, the dog is sitting in the "Heel" position. When the Judge gives the order to "Leave Your Dog," the handler leaves the dog in a "Sit" position, walks to the opposite side of the ring, turns, and faces the dog. When the Judge gives the order to "Call Your Dog," the handler will call the dog by a hand signal or voice command, but not both. When the Judge gives the order or signal to "Drop," the handler may give a command or a signal, but not both, to place the dog in a "Down" position. When the Judge gives the second order or signal to "Call Your Dog," the handler must give a command or a signal, but not both, to call the dog to the "Front" position. When the Judge gives the order to "Finish," the handler must give a command or a signal, but not both, to the dog to return to the "Heel" position and sit. Without any interruption, after the dog has completed the "Finish", the Judge will immediately order the handler to "Leave Your Dog. The Judge will immediately order the handler to "Leave Your Dog." If necessary, at the completion of the first recall, the Judge may order the dog to be brought to a 'sit at heel' before commencing the second recall. No additional penalty will be assessed for this action.

At the start of Part 2 the dog must be sitting in the "Heel" position at the start of this recall. This exercise is identical to the first recall except there is no "Drop On Recall." When the Judge gives the second order to "Leave Your Dog," the handler leaves the dog, walks back to the opposite side of the ring, turns and faces the dog. When the Judge gives the third order to "Call Your Dog," the handler will call the dog by a hand signal or voice command, but not both. The dog must come to the handler immediately and sit in the "Front" position. When the Judge gives the order or signal to "Finish," the handler must give the command or signal, but not both, to the dog to return to the "Heel" position and sit. The exercise is completed when the Judge says "Exercise Finished."

c. Scoring Consecutive Recall. Scoring for the Utility class "Consecutive Recall" exercise includes:

- The scoring deductions found under the "Recall" exercise in the Novice class, except that there are no "jump-related" deductions for this exercise, and
- The scoring deductions found in the Open "Drop on Recall" exercise.

The following additional deductions shall be imposed:

1) Non-qualifying scores.

- a)** Handler gives the "Drop" command or signal

before being ordered to do so by the Judge.

b) Handler gives a voice command and a signal on any order from the Judge to “Call” or “Drop” your dog.

c) Dog drops during the second recall portion of this exercise.

2) Major or minor deductions. Deductions shall be assessed for all of the following. Deductions may be major or minor depending on the extent of the deviation from the ideal.

a) Handler gives a voice command and signal to finish the dog.

b) Handler holds the signal too long.

6. Directed Jumping. The primary purposes of this exercise are to demonstrate the dog’s ability to go out from the handler in the direction indicated by the handler, to stop when commanded by the handler, to jump as directed, and to return to the handler when called. The Judge has complete discretion as to which jump shall be placed on the left and right sides of the ring, and the order in which the dog must go over each jump.

a. Equipment. This exercise requires a High Jump and a Bar Jump conforming to the requirements of this rulebook.

b. Jump placement and heights.

1) Placement of jumps when not in use. At Judge’s discretion, the jumps may be stored in the ring during the preceding exercises so long as they can be placed where they do not interfere with any exercise. Otherwise, the Stewards shall bring the jumps into the ring after the “Consecutive Recall” exercise and before the “Directed Jumping” exercise.

2) Placement of jumps for this exercise. The jumps must be placed midway in the ring at right angles to the sides of the ring, approximately 18 to 20 feet apart, the Bar Jump on one side, and the High Jump on the other. Jump height must be set in accordance with the appropriate Jump Height and Distance Tables in this rulebook. To save time, it is recommended that the jumps be set before the dog is required to jump. If the jumps are already at the dog’s correct jumping height, the stewards need only place them in the proper location when needed.

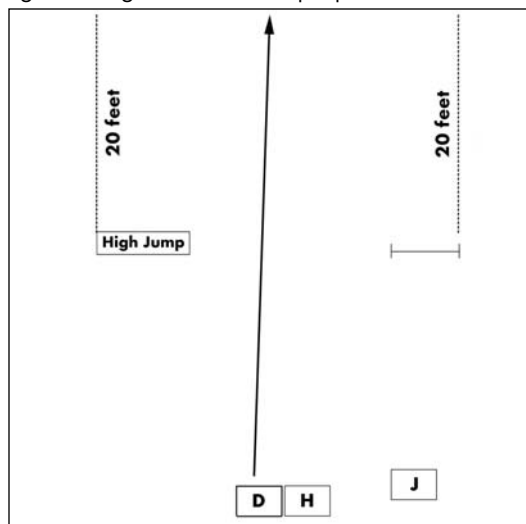
3) Ensuring correct jump height. The Judge must ensure that the jumps are the proper height for each dog.

c. Judge’s Orders. The Judge’s orders for this exercise are:

- Are you ready?
- Send your dog.
- High.
- Bar.
- Finish.
- Exercise finished.

d. Instructions. The handler, with the dog sitting in

"Heel" position stands at one end of the ring on an imaginary line running down the center of the ring, about 20 feet from the jumps. The Judge will ask the handler, "Are you ready?" When the handler indicates he/she is ready, the judging begins. When the Judge gives the order "Send Your Dog," the handler will command and/or signal the dog toward a spot approximately 20 feet beyond the jumps but no closer than 10 feet and, as near as possible, on the imaginary center line of the ring. When the dog reaches the spot, the handler must, without further instruction from the Judge, give the dog a command to turn and sit. The dog must stop immediately, turn and sit, but not necessarily square to the handler. Once the dog has stopped, the Judge will tell the handler whether the dog is to jump the High Jump or the Bar Jump. The handler must give a command and/or a signal for the dog to jump the designated jump. The dog must cleanly jump the correct jump, return and sit in the "Front" position. The handler may pivot his/her body toward the designated jump while the dog is in midair so the dog has a direct line of return from the jump. When the Judge gives the order or signal to "Finish," the handler must give the command or signal, but not both, to the dog to return to the "Heel" position. After the Judge orders "Exercise Finished" the dog and handler will return to the original position for the second half of this exercise. The exercise will be repeated again using the same orders and procedures, except the dog will be commanded and/or signaled to go over the other jump.



e. Scoring Directed Jumping. Scoring for the Utility class "Directed Jumping" exercise includes:

- The scoring deductions found under the Novice

"Recall" exercise. All penalties applying to the Novice class high jump will apply to both jumps in this Utility exercise.

- The scoring deductions found under the Open "Retrieve Over High Jump" exercise, except that there are no dumbbell-related deductions for this exercise.
- The scoring deductions found in the Utility "Directed Signal Retrieve" exercise, except that there are no glove-related deductions for this exercise.

The following additional deductions shall be imposed:

1) Non-qualifying scores.

- a)** Dog fails to go out between the jumps.
- b)** Dog anticipates the handlers "Sit" command.
- c)** Handler gives an extra command to "Sit."
- d)** Dog fails to remain at least ten feet beyond the jumps.
- e)** Dog anticipates the handler's command and/or signal to jump.
- f)** Dog fails to jump the directed jump.
- g)** Dog knocks the bar off the uprights.

2) Major or minor deductions. Deductions shall be assessed for all of the following. Deductions may be major or minor depending on the extent of the deviation from the ideal.

- a)** Handler commands the dog to "Sit" before it gets to the designated spot.
- b)** Dog is slow going out.
- c)** Dog that strays from the most direct route going to center spot on the far end of the ring, shall be assessed a penalty depending upon the extent of the deviation.
- d)** Dog's "Sit" position deviates from the ideal.
- e)** Handler holds the signal too long.

XXXIV. Rules for non-licensed obedience classes.

A. Who may offer non-licensed classes. Non-licensed classes may be offered at all UKC obedience trials. A host club must request non-licensed classes when submitting its Event Application for a Scheduled Weekend. Notice of the non-licensed classes will be published in the Upcoming Events section of *BLOODLINES* magazine and on the official UKC website, with the notice of the club's licensed event.

B. Dogs eligible for non-licensed obedience classes. Non-licensed classes are open to all dogs eligible to compete in licensed classes and any dog six months of age or older that is not yet permanently registered, but is from a litter registered with UKC as of the day of the trial.

C. Scheduling Non-Licensed Obedience Classes. Non-licensed obedience classes must be scheduled so they do not interfere with any licensed classes.

D. Who May Judge Non-Licensed Obedience

Classes. Non-licensed obedience classes may be judged by licensed or non-licensed Judges.

E. Points. Judges must score each dog's performance in accordance with the rules in this section and discuss the results with each handler, however, no legs or points toward any obedience title nor any Obedience All-Star points shall be awarded as a result of winning a non-licensed class.

F. Non-Licensed Obedience Classes.

1. Sub-Novice class. The purpose of this class is to give inexperienced dogs and handlers an opportunity to gain experience in the Novice exercises. A dog entered in this class may not be entered in any licensed obedience classes at the same trial. Honoring, Heel on Leash, Stand for Examination and Long Sit are the same as those in the licensed Novice classes except that the "Stand for Exam" is done on leash. The Recall over Jump may be done on or off leash at the discretion of the handler. Scoring deviations are identical to those in the licensed Novice Class but shall be in accordance with the following point system:

Exercise	Maximum Points
Honor	40
Heel on Leash and Figure 8	40
Stand for Examination	40
Recall Over Jump	40
Long Sit	40
Total points	200

2. Graduate Novice class. A dog entered in this class may be entered in any licensed class for which it is eligible at the same trial. The exercises listed below are performed and scored in accordance to the listed point system using the same method of scoring deviations as in the licensed Novice and Open classes, except that the "Retrieve Over High Jump" exercise has been modified by eliminating the "Retrieve" portion of the exercise. The handler will present the dog with the dumbbell before leaving the dog and recalling the dog over the High Jump. Dogs that refuse the dumbbell must be scored as zero. The long sit will be conducted the same as the Novice Long sit exercise with the handler in the ring, OR the same as the Open Long Sit exercise with the handler out of sight.

Exercise	Maximum Points
Honor	10
Heel On Leash	35
Stand For Examination	30
Heel Off Leash and Figure 8	35
Drop On Recall	30
Recall Over High Jump Carrying Dumbbell	30
Long Sit	30
Total points	200

3. Graduate Open Class. A dog entered in this class may be entered in any licensed class for which it is eligible at the same trial. All exercises are the same as those in the licensed Utility class except that the handler may elect to substitute up to three exercises (other than Honoring and the Group Sit) from the Open class for an equal number of exercises from the Utility class. The handler must notify the ring steward and the Judge of any substitution of exercises. The ring steward shall note all substitutions on the score sheet which shall consist of an Open score sheet (with Honoring and Group Sit deleted) and a Utility score sheet stapled together. Open exercises, if any, must be performed after the Utility exercises and in the order they would be performed in a licensed Open class. Judges must score each exercise as it would be scored in a licensed class. The long sit will be conducted the same as the Open Long Sit exercise with the handler out of sight.

4. Team Class. This class will be for teams of any four dogs and handlers, plus an alternate dog and handler that may be included as a replacement if one of the original team members has to withdraw. One member of each team shall be designated as team captain.

a. Eligibility. Any dog or handler that is eligible to participate in any licensed class may enter the Team class. Dogs entered in the Team class are not required to have any obedience titles and are not required to be entered into any other licensed or non-licensed classes. Dogs may be handled by the owner or any other person authorized by the owner of the dog.

b. Entry fee. The four primary teams plus one alternate shall be considered a single entry and shall be charged a single entry fee. One completed entry form must be submitted for each dog entered.

c. Judging. Two Judges will judge this class. One Judge will call the commands while the other Judge will score the team's performance.

d. Exercises. The exercises for the Team class will be the same as for the licensed Novice classes except that

the Drop on Recall exercise from the Open classes will be used in place of the Recall over High Jump exercise.

e. Ring Size. Ring size for Team class must be at least 40 feet by 50 feet, however clubs that offer Team class are encouraged to have the largest ring size as possible when space allows.

f. Scoring. Team scores shall be based on individual performance of each member of the team as well as the precision and coordination of the team performance. Deductions for each exercise will be the same as in the licensed classes. Only team scores will be recorded. The exercises and maximum scores for each are:

Exercise	Maximum Points
Honor	140
Heel On Leash and Figure 8	140
Stand For Examination	120
Heel Off Leash	140
Drop On Recall	140
Group Sit	120
Total points	800

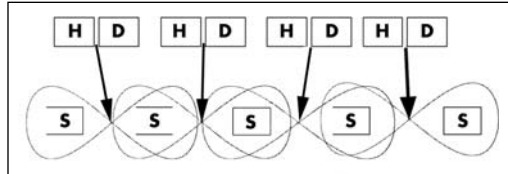
g. Instructions. Each team will perform the entire series of exercises before the next team is judged, except for the Honor and Group Sit exercises. In all exercises except for the Drop on Recall, teams have the option of executing the Judge's command on the team captain's repeat of the command. All four members of each team will perform all of the exercises simultaneously except as noted below.

1) Honor exercise. Honoring dogs shall be placed in such a manner that will not interfere with the working team and handlers. Where required by the size of the ring, the distance between the honoring dogs and their handlers may be adjusted so that the working team may pass in front of or behind the line of dogs or handlers from the honoring team. This should be kept to a minimum, and the working team members must never pass between the honoring handlers and their dogs.

2) Stand for examination exercise. All dogs shall be lined up and left simultaneously, then examined individually by the Judge prior to the handlers simultaneously returning to their dogs.

3) Figure Eight exercise. Five Stewards will stand 8 feet apart in a straight line (all facing the same direction) with their arms crossed. The team of dogs and handlers will form a parallel line, with each team centered and standing between two of the stewards. All members of the team must face the same direction and upon order from the Judge

shall perform the Figure Eight exercise starting around the steward on their left hand side.



Each handler will perform this exercise using only the two stewards between whom he or she had been standing. Honoring Dogs shall be released after the Figure 8 Exercise.

4) Drop on recall exercise. Handlers will line up their dogs facing the same direction. When the Judge orders "Leave your dog," all four handlers must leave their dog simultaneously. The Judge will order each handler, one at a time, to "Call Your Dog." The handler will, without any additional command from the Judge, call and/or signal his/her dog to come. When the dog is approximately mid-way between the line of the dogs and the line of the handlers, the handler must give his/her dog a command and/or a signal to "Down." Each dog shall remain in the "Down" position until all four dogs have been called and dropped. The Judge will then give the order to "Call Your Dogs," after which the handlers will simultaneously call and/or signal their dogs to come. Each dog must come simultaneously to its handler, sit in the "Front" position, and remain there until the Judge gives the handlers the order to "Finish." The finish must be done in unison.

5) Group sit exercise. The Group Sit exercise will be done with no more than 12 dogs in the ring.

XXXV. UKC Obedience All-Star Ranking System

A. Eligibility. All UKC permanently-registered dogs and all dogs with Limited Privilege listings (including mixed-bred dogs) are eligible to earn All-Star ranking points. Dogs that have Temporary Listing (TL) numbers may earn All-Star ranking points but no points will be recorded or published until the dog is permanently registered.

B. Obedience All-Star points. All-Star points are automatically awarded at all UKC licensed obedience events to each dog with a qualifying score of 191 or higher, in accordance with the following table. Obedience All-Star points are calculated by UKC based on the official event report submitted by the Event Secretary. Fractional points shall be rounded down to the nearest whole number.

Qualifying score	All-Star points earned
191	1
192	2
193	3
194	4
195	5
196	6
197	7
198	8
199	9
200	10

C. Obedience All-Star competition year.

Obedience All-Star points are calculated from January 1 to December 31 of each year.

D. Publication of Obedience All-Star standings. UKC will tally the All-Star points by class (Novice, Open and Utility) and publish the names of the top 50 Novice All-Stars, the top 50 Open All-Stars and the top 50 Utility All-Stars on the UKC website each month.

E. Corrections to Obedience All-Star standings. Corrections to Obedience All-Star points or standings for any competition year must be reported to UKC not later than March 7th of the year following the competition year.

F. Obedience All-Star Invitational. The 50 top-ranked dogs in each class may be invited to participate in an Obedience All-Star Invitational competition.

XXXVI. Total Dog Award. A club offering conformation and at least one performance event may apply to offer the Total Dog Award when submitting its Event Application for a Scheduled Weekend.



A. Eligible dogs. Dogs that are permanently registered with UKC as of the day of the events and dogs that have a valid Temporary Listing (TL) number as of the day of the events are eligible to compete for the Total Dog Award.

B. Requirements for Total Dog Award. To be eligible for this award, a dog must meet the requirements listed below at the same event.

- 1.** Compete in conformation with competition and win one of the following classes:
 - a.** Best Male/Female of Variety
 - b.** Best Male/Female

- c.** Best of Winners
 - d.** Champion
 - e.** Grand Champion
 - f.** Best of Breed
 - g.** Group 1 through 4 (Note: Group 4 win only counts if there are five or more breeds in the Group class.)
 - h.** Best in Multi-Breed Show
 - i.** Reserve Best In Multi-Breed Show
 - j.** Best in Show
 - k.** Reserve Best in Show
- *2.** Earn a qualifying score in a performance event. (Agility, Obedience, Weight Pull, Dog Sport or UKC licensed Hunt events.)

***C. For the purpose of this award,** competition through Best of Breed is defined as defeating another dog of the same breed. If there is no competition of the same breed, a Best of Breed winner who defeats another dog of a different breed by placing in the Group, by winning Best or Reserve Best In Multi-Breed Show, or by winning Best or Reserve Best In Show shall be considered to have a win with competition.

XXXVII. Judging Procedures.

A. Judge's authority in the ring. The Judge may use whatever reasonable procedures he/she deems necessary to evaluate the dogs in an effective and efficient manner.

B. Discussion of placements with exhibitors. UKC Judges are encouraged to discuss placements with exhibitors.

C. Judge's book. Judges are responsible for the accuracy of the information in their Judges' books. Each Judge must sign his/her Judge's book upon the completion of a judging assignment and return it to the Event Secretary. The Event Secretary must provide the Judge with a copy of his/her signed Judge's book, which the Judge is required to keep on file for a period of one year after the judging assignment.

D. Prohibitions.

1. Judges may not ask an exhibitor any questions regarding the dog being evaluated other than age.

2. Judges may not judge a conformation show and a performance event on the same day.

3. Lameness or illness. Judges must excuse any dog that is lame or appears to be ill. The Judge's book must be marked accordingly and include the reason the dog was excused. The Judge's decision on these matters is final.

4. Blindness. A Judge may excuse any dog he/she suspects is blind and mark the Judge's book accordingly. The Judge's decision is final.

XXXVIII. Inherent Rights and Powers of UKC.

A. United Kennel Club holds and has reserved to itself certain inherent rights and powers in connection with conducting its business, registering litters, transferring ownership of dogs, licensing events, and awarding titles. These inherent rights and powers include but are not limited to the following:

1. UKC has the right to inspect all reports, scorecards and documents related to UKC events. Some, but not all, of the items subject to inspection are:

- a.** Scores;
- b.** Disqualifications of dogs for fighting or other reasons;
- c.** Errors by the recording person; and
- d.** Documentation excluded for any reason. UKC reserves the right to correct any mistakes found during such inspection whether or not the document has the signature of a Judge or Club Officer.

2. UKC reserves the right to itself and in its sole judgment and discretion, to take such actions and impose such sanctions as would:

- a.** Bar an individual from entering or participating in any way in any UKC licensed event.
- b.** Bar an individual from transferring or registering any pups or dogs in that person's name (joint or full ownership) or to any member of that person's family.
- c.** Bar an individual from receiving Championship points for any dog registered in that person's name (joint or full ownership).

3. By way of illustration, the following constitute some, but not all, of the situations calling for the above sanctions:

- a.** Falsification or alteration of a UKC Registration Certificate, Pedigree, UKC Easy Entry™ Card or any other UKC document.
- b.** Falsification or alteration of any reports of wins issued to UKC.
- c.** Falsification or alteration of receipts issued by UKC Judges.
- d.** Switching, wrongfully using or attempting to use a UKC Registration Certificate, Pedigree, UKC Easy Entry™ Card or any other UKC document.
- e.** Selling or attempting to sell a dog with false or incorrect UKC Registration Certificate or Pedigree.
- f.** Intimidating, threatening, or injuring a Judge, Club/Association member or official, event participant or spectator, or UKC representative.

The six illustrations given above are only by way of example and UKC reserves to itself its inherent right and power to impose such sanctions in any other circumstances deemed appropriate by UKC

B. Any individual who is found guilty by a court of law

of a crime involving dogs will be barred from United Kennel Club for an indefinite period. A person shall be considered guilty in a criminal proceeding if they are convicted by a judge, jury, or if they enter a plea bargain or other arrangement to plea to a lesser offense, or if their case is disposed of by any form of deferred adjudication; a person shall be considered guilty in a civil proceeding if they are held responsible or liable by a judge, jury, or if a compromised settlement is

Normal Jump Height & Distance Table

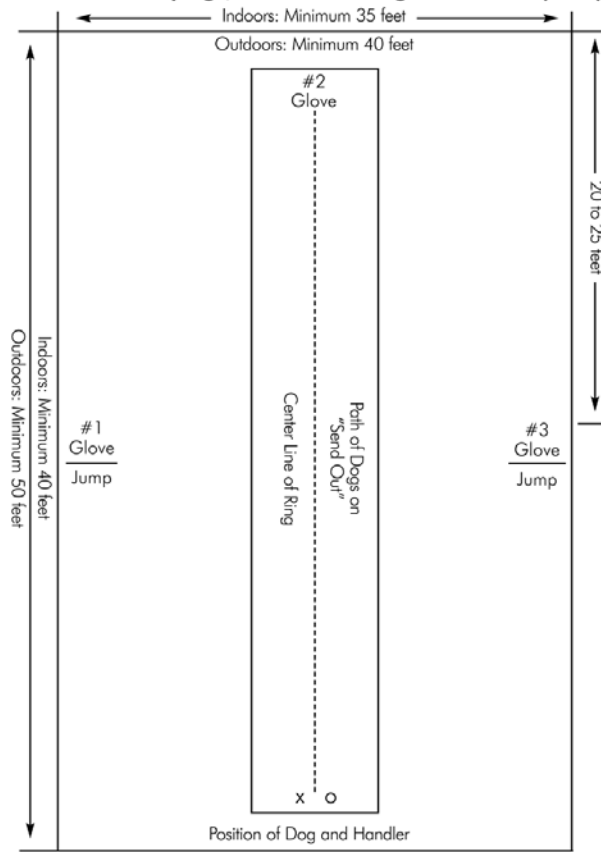
Dog height at withers (inches)	High/Bar Jump (inches)	Broad Jump (inches)	Number of Boards
8 & under	8	16	*2 shortest boards
9	8	18	
10	10	20	
11	10	22	
12	12	24	
13	12	26	
14	14	28	*3 shortest boards
15	14	30	
16	16	32	
17	16	34	
18	18	36	
19	18	38	
20	20	40	
21	20	42	
22	22	44	4 boards
23	22	46	
24	24	48	
25	24	50	
26	24	52	
27	24	54	
28 & over	24	56	

reached between the parties.

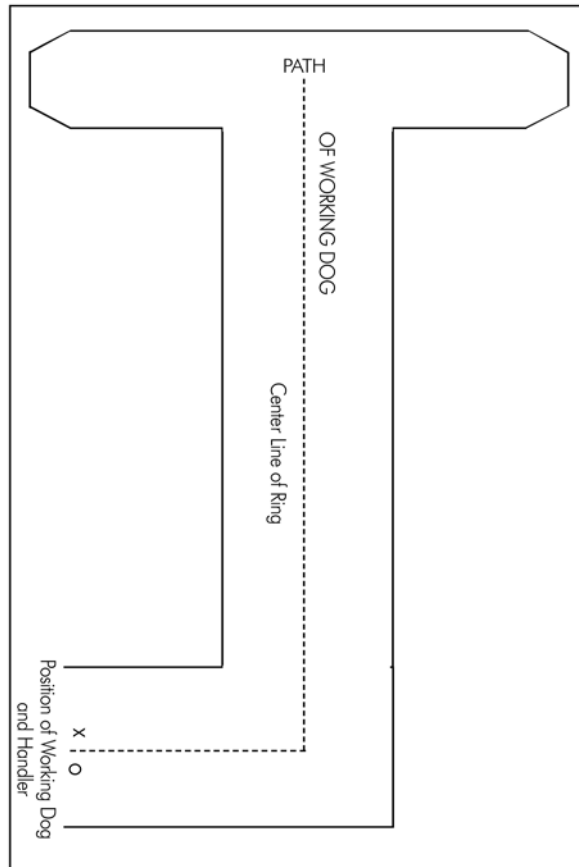
Veteran Special Jump Height & Distance Table

Dog height at withers (inches)	High/Bar Jump (inches)	Broad Jump (inches)	Number of boards
Under 11½	8	16	*2 shortest boards
12 - 13	8	18	
13½ - 14½	10	20	
15 - 15½	10	22	
16 - 17	12	24	
17½ - 18½	12	26	
19 - 19½	14	28	*3 shortest boards
20 - 21	14	30	
21½ - 22½	16	32	
23 - 23½	16	34	
24 - 25	18	36	
25½ - 26½	18	38	
27 - 27½	20	40	
28 - 29	20	42	
29½ - 30½	22	44	
31 - 31½	22	46	4 boards
32 - 33	24	48	
33½ - 34½	24	50	
35 - 35½	24	52	
36 - 37	24	54	
37½ or over	24	56	

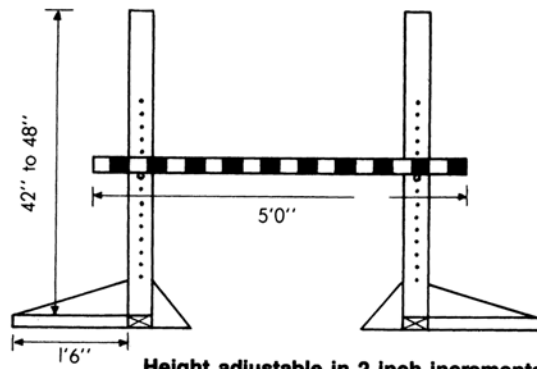
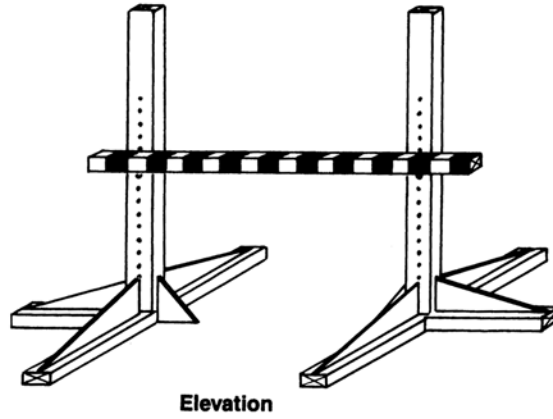
(REQUIRED RING LAYOUT)
Directed "Jumping", "Marked" & "Signal" Retrieve (UUD)



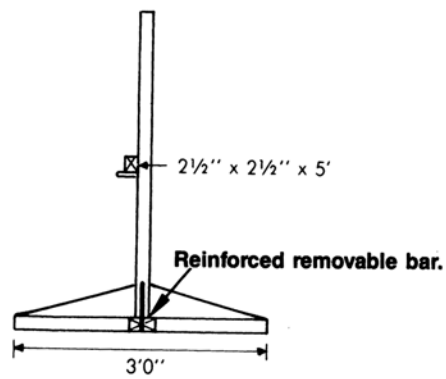
(SUGGESTED RING LAYOUT)
Signal & Heel Exercise (UUD)



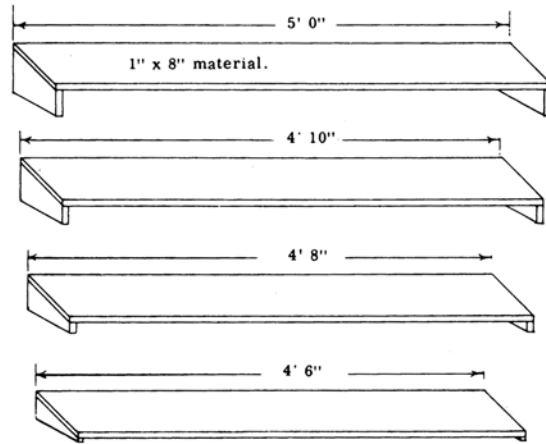
**Regulation Size for
Construction of Bar Jump.**
Material used for construction is suggested.



**Height adjustable in 2 inch increments
from 8 inches to 24 inches.**

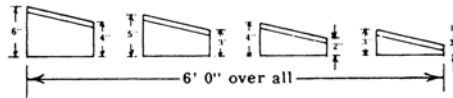


**Regulation Size for
Construction of Broad Jump.**
Material used for construction is suggested.



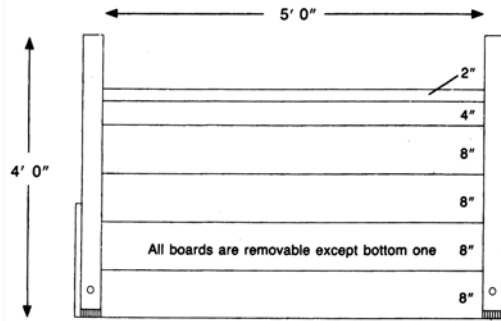
This Jump is made of four separate boards, spaced so as to make Jump 6 feet over all. The four sections are built to telescope for convenience of storage, and must be painted a flat white.

END VIEW OF FOUR HURDLES



Highest end board to be removed first.
Highest two boards to be removed if necessary.

**Regulation Size for
Construction of High Jump.**
Material used for construction is suggested.



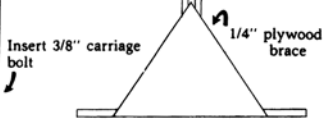
Detail of bottom board. Ends must be notched to fit 1" x 3" base strip. Assemble both uprights to bottom board, then drill holes.

Note groove formed when nailed together.



The uprights are made of 2 pieces of 1" x 3" and 1 piece of 1" x 2" nailed together. Note that the 1" x 2" is shorter to allow space at the bottom for the end of the bottom board which holds the 2 uprights in position by using 2³/₈" carriage bolts and wing nuts. All parts of the Jump must be painted a flat white.

SIDE VIEW



NOTES

NOTES

NOTES

NOTES

NOTES

Appendix

Bite or attack	7
Courtesy dog	3
Dogs that may compete in licensed classes	6, 31
Dogs that may not be entered under a Judge.....	31
Emergency Replacement Judge	26
Equipment	40
Event Committee	16
Exhibitor showing two or more dogs	28, 33-35
Handicapped handlers	28
High Combined in Trial	35
High in Trial.....	35
High Scoring Junior.....	35
Honor Dogs.....	43
License Fees.....	15
Limited Privilege listing	4
Judges' decisions	6
Moving a dog to a higher class	30
Non-qualifying score	4
Pre-entry only.....	15
Ring Manners.....	44
Ring requirements	29
Stewards.....	17
Temporary Listing number	22
Ties and run-offs.....	45
Total Junior	19
Official UKC® Entry Form information	20
Warm-ups.....	39
Working Dogs.....	43