

WEEK 7



ORIGINALLY POSTED
APRIL 24, 2020

OFFICIAL UNITED KENNEL CLUB RALLY OBEDIENCE 2020 RULE CHANGE GUIDE

Welcome back! This week, we will cover the following signs:

320: Moving Stand, Walk Around Cone, Back to Dog

321: Moving Sit, Walk Around Cone, Back to Dog

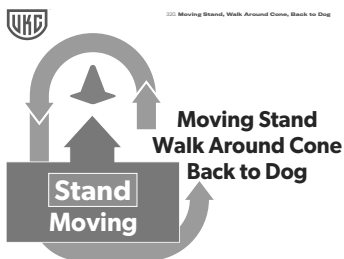
322: Moving Down, Walk Around Cone, Back to Dog

323: Moving Down, Handler Forward, Call Dog to Heel

324: Moving Sit, Handler Forward, Call Dog to Heel

325: Moving Stand, Handler Forward, Call Dog to Heel

326: Honor Exercise



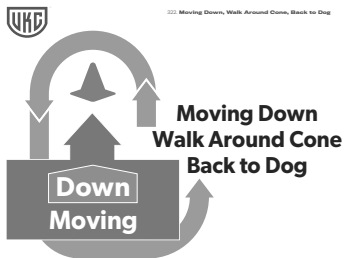
320: Moving Stand, Walk Around Cone, Back to Dog

To perform this exercise there will be a cone placed approximately 6 feet away from the exercise sign. When the handler and dog approach the exercise sign, the handler will give the dog a command and/or signal to stand. This is a moving stand exercise, so the dog must stop its forward motion and come to a standing position while the handler continues to move forward toward the cone. The handler then goes around the cone counterclockwise and, without pausing, will return directly to the dog by going counterclockwise around the dog and back to heel position. The handler must come to a complete halt next to the dog in heel position while the dog remains standing before moving to the next exercise station.



321: Moving Sit, Walk Around Cone, Back to Dog

This sign is exactly like sign 320, except that the dog will be required to perform a moving sit instead of a stand. To perform this exercise there will be a cone placed approximately 6 feet away from the exercise sign. When the handler and dog approach the exercise sign, the handler will give the dog a command and/or signal to sit. This is a moving sit exercise, so the dog must stop its forward motion and come to a sitting position while the handler continues to move forward toward the cone. The handler then goes around the cone counterclockwise and, without pausing, will return directly to the dog by going counterclockwise around the dog and back to heel position. The handler must come to a complete halt next to the dog in heel position while the dog remains standing before moving to the next exercise station.



322: Moving Down, Walk Around Cone, Back to Dog

This sign is exactly like signs 320 and 321, except that the dog is required to perform a down. To perform this exercise there will be a cone placed approximately 6 feet away from the exercise sign. When the handler and dog approach the exercise sign, the handler will give the dog a command and/or signal to down. This is a moving down exercise, so the dog must stop its forward motion and execute a down position while the handler continues to move forward toward the cone. The handler then goes around the cone counterclockwise and, without pausing, will return directly to the dog by going counterclockwise around the dog and back to heel position. The handler must come to a complete halt next to the dog in heel position while the dog remains in a down position before moving to the next exercise station.



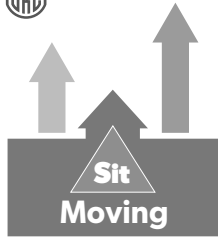
323: Moving Down, Handler Forward, Call Dog to Heel

There is an addition to the principle part of this exercise stating that the dog must come when called. It will be a non-qualifying score if the dog does not come on the second command and/or signal to come. A major deduction will be assessed for any dog that does not come on the first command and/or signal to come.

To perform this exercise, the handler and dog will approach the exercise sign while heeling. At the exercise sign, the handler will give the dog a command and/or signal to down. This is a moving exercise, so the dog must stop its forward motion and execute a down position while the handler continues to move forward. When the handler is approximately 10 feet from the dog, they will call the dog to the heel position while they continue to walk forward. The handler cannot turn their entire body back towards the dog but can turn their head back toward the dog. A natural amount of the handler's shoulder will turn if the handler is looking back, but the handler's body should not turn back toward the dog. The dog must catch up to the handler and assume the heel position while the handler and dog continue to move forward together.



324 Moving Sit, Handler Forward, Call Dog To Heel



**Moving Sit
Handler
Forward
Call Dog
to Heel**

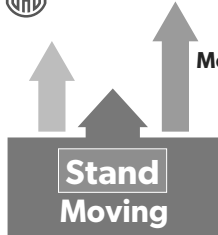
324: Moving Sit, Handler Forward, Call Dog to Heel

There is an addition to the principle part of this exercise stating that the dog must come when called. It will be a non-qualifying score if the dog does not come on the second command and/or signal to come. A major deduction will be assessed for any dog that does not come on the first command and/or signal to come.

To perform this exercise, the handler and dog will approach the exercise sign while heeling. At the exercise sign, the handler will give the dog a command and/or signal to sit. This is a moving exercise, so the dog must stop its forward motion and execute a sit position while the handler continues to move forward. When the handler is approximately 10 feet from the dog, they will call the dog to the heel position while they continue to walk forward. The handler cannot turn their entire body back towards the dog but can turn their head back toward the dog. A natural amount of the handler's shoulder will turn if the handler is looking back, but the handler's body should not turn back toward the dog. The dog must catch up to the handler and assume the heel position while the handler and dog continue to move forward together.



325 Moving Stand, Handler Forward, Call Dog To Heel



**Moving Stand
Handler
Forward
Call Dog
to Heel**

325: Moving Stand, Handler Forward, Call Dog to Heel

There is an addition to the principle part of this exercise stating that the dog must come when called. A non-qualifying score will be assessed if the dog does not come on the second command and/or signal to come. A major deduction will be assessed for any dog that does not come on the first command and/or signal to come.

To perform this exercise, the handler and dog will approach the exercise sign while heeling. At the exercise sign, the handler will give the dog a command and/or signal to stand. This is a moving exercise, so the dog must stop its forward motion and execute a stand position while the handler continues to move forward. When the handler is approximately 10 feet from the dog, they will call the dog to the heel position while they continue to walk forward. The handler cannot turn their entire body back towards the dog but can turn their head back toward the dog. A natural amount of the handler's shoulder will turn if the handler is looking back, but the handler's body should not turn back toward the dog. The dog must catch up to the handler and assume the heel position while the handler and dog continue to move forward together.



326 Honor Sit



Time Limit 1 1/2 Minutes

326: Honor Exercise

There will not be a video included for this exercise. There are two changes for this sign. One is the addition of a time limit of 1.5 minutes (90 seconds) as a maximum allowable time for the honor exercise, and the second is the addition of an allowance for a dog that breaks the required position.

If the honor exercise is a down and the dog breaks the down by either sitting or standing before the time limit expires, the handler is allowed to put the dog back in the required position once and will receive a 10-point mandatory deduction instead of a non-qualifying score. The handler can quietly talk to the dog and give the dog additional commands without penalty during this exercise. The same holds true if the honor is a sit: if the dog breaks by standing or going down, the same penalty will be assessed.

If the working dog is still doing the exercise when the time limit expires, the timing steward will inform the honoring handler that the time limit has been met. The honor dog may change its position at this time without penalty, but the dog and handler must stay quietly in the ring and may not disrupt the working team.

Once the working team has completed all the required exercises, both the working team and the honor team will be excused from the ring and both exercises will be finished even if the 90 second time limit has not been reached. The time limit is only in effect if the working dog goes over the 90 second time limit while doing their exercises.